



2.56"W x 4.65"L x 1.54"H

- Universal 90-264VAC Input
- UL/cUL60601-1, EN60601-1
- Regulated Outputs
- 4000V Isolation
- IEC320-C14 Input



Model Number	Output Voltage	Output Amps	Regulation	Max. Output Watts	Output Connector
SINGLE OUTPUT					
MPU30-101	3.3	6.06	5%	20W	Coaxial
MPU30-102	5	5	5%	25W	Coaxial
MPU30-103	6	4.16	5%	25W	Coaxial
MPU30-104	10	3	4%	30W	Coaxial
MPU30-105	12	2.5	3%	30W	Coaxial
MPU30-106	15	2	3%	30W	Coaxial
MPU30-107	18	1.66	3%	30W	Coaxial
MPU30-108	24	1.25	2%	30W	Coaxial
MPU30-109	30	1	2%	30W	Coaxial
MPU30-110	36	0.83	2%	30W	Coaxial



2.56"W x 4.65"L x 1.54"H

- Universal 90-264VAC Input
- UL/cUL60601-1, EN60601-1
- Regulated Outputs
- 4000V Isolation
- IEC320-C14 Input



Model Number	Output Voltage	Output Amps	Regulation	Max. Output Watts	Output Connector
--------------	----------------	-------------	------------	-------------------	------------------

DUAL OUTPUT

MPU30-200	3.3/12	3/1.3	7/5%	25W	DIN
MPU30-201	5/12	3/1.3	5/5%	30W	DIN
MPU30-202	5/15	3/1	5/6%	30W	DIN
MPU30-203	5/24	3/0.7	5/5%	30W	DIN
MPU30-204	3.3/5	3/1.6	7/5%	17.9W	DIN
MPU30-209	+/-12	2/0.5	5/5%	30W	DIN
MPU30-210	+/-15	1.5/0.5	5/5%	30W	DIN
MPU30-215	5/-24	2.5/1	5/5%	30W	DIN

TRIPLE OUTPUT

MPU30-301	5/12/-5	2.5/1.3/0.5	5/5/10%	25W	DIN
MPU30-302	5/12/-12	2.5/1/0.5	5/5/10%	30W	DIN
MPU30-303	5/15/-15	2.5/1/0.5	5/5/10%	30W	DIN
MPU30-304	5,+/-24	3/1/0.5	5/5/10%	30W	DIN
MPU30-305	5/24/-12	2.5/1/0.5	5/5/10%	30W	DIN
MPU30-306	3.3/12/-5	2.5/1.1/0.5	7/5/10%	25W	DIN

INPUT SPECIFICATIONS

Input Voltage Range	90-264 VAC
Frequency Range	47-63 Hz
Leakage Current	0.1mA typ. @ 240VAC
Input Current Lowline	0.9A
Input Current Highline	0.34A
Leakage Current	0.1mA
Inrush Current Lowline	15A max.
Inrush Current Highline	30A max.

OUTPUT SPECIFICATIONS

Voltage and Current	See Selection Charts
Load Regulation	See Selection Charts
Line Regulation	± 0.5%, typ (1% Max.)
Ripple/Noise	0.5% Pk-Pk, typ (1% Max.)
Hold Up Time	12mS min. at 110VAC Input
Start Up Time	1.5S typ. (2S max.)
Over Voltage Protection	112-132%
Over Current Protection	110-150%
Transient Response (FL-1/2L)	4mS
Temperature Coefficient	±0.04%/°C, typ.

GENERAL SPECIFICATIONS

Isolation	I/P-O/P: 4000VAC
	I/P-GND: 2000VAC
	O/P-GND: 500VAC
Isolation Resistance	50MΩ
Efficiency	83% typ.
Safety	UL60601-1, EN60601-1

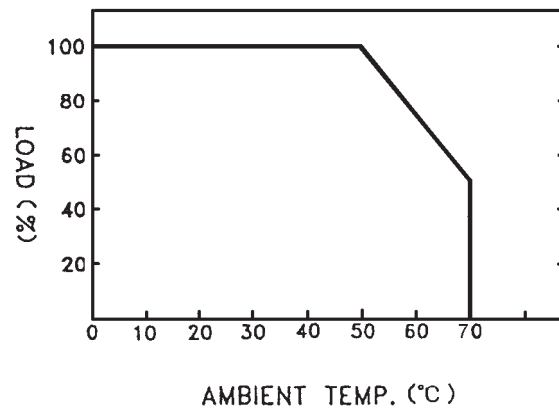
PHYSICAL SPECIFICATIONS

Size	4.65"L x 2.56"W x 1.54"H
Construction	Desktop Style
Weight	16.22oz (460g)

ENVIRONMENTAL SPECIFICATIONS

Oper. Temperature	0 to +70°C
	See Derate Curve
Storage Temperature	-40 to +85°C *
Relative Humidity	5 to + 95%, non-cond *
EMI	220VAC in: CISPR-11B
	110VAC in: FCC18B

OUTPUT DERATING CURVE

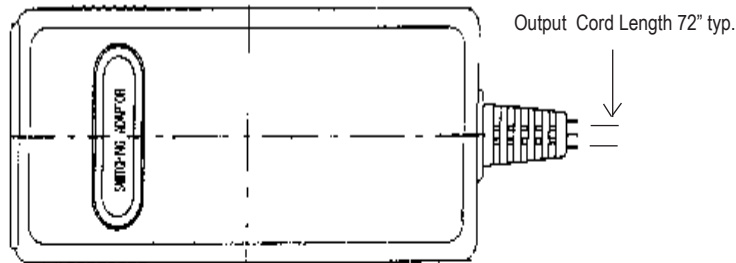


All specifications are typical at nominal input, full load, and 25°C unless otherwise noted

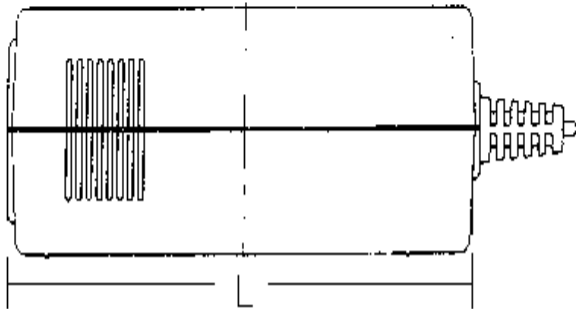
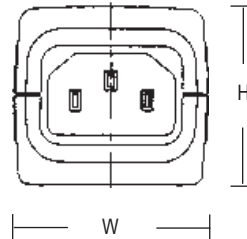
* These are stress ratings. Exposure of the devices to any of these conditions may adversely affect long term reliability. Proper operation under conditions other than the standard operating conditions is neither warranted nor implied.

Astrodyne products are not authorized or warranted for use as critical components in life support systems, equipment used in hazardous environments, nuclear controls systems, or other mission-critical applications.

MECHANICAL DIMENSIONS



Input Connection



DC Output Connections

Coaxial Plug (Single Output Models)



5.5mm outer diameter
2.1mm inner diameter, female
11mm length, center "+"

DIN (Multi-Output Models)

5 Pin DIN



1. COM
2. COM
3. Output #1
4. Output #3 (Triples, N.C. Otherwise)
5. Output #2