



MMBD4148TG

SURFACE MOUNT SWITCHING DIODES

VOLTAGE 100 Volts **POWER** 200mWatts

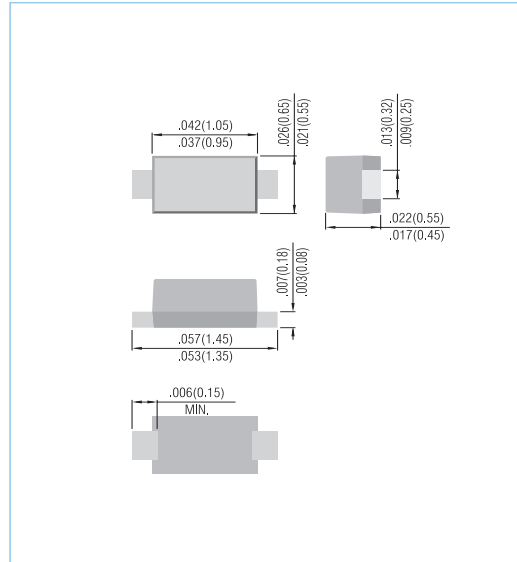
SOD-723 Unit: inch (mm)

FEATURES

- Fast switching Speed.
- Electrically Identical to Standard JEDEC
- Surface Mount Package Ideally Suited for Automatic Insertion.
- In compliance with EU RoHS 2002/95/EC directives

MECHANICAL DATA

Case : SOD-723 plastic case.
 Terminals : Solderable per MIL-STD-750, Method 2026
 Approx. Weight : 0.0007gram
 Marking Code : BH



ABSOLUTE RATINGS (T_A=25°C, unless otherwise noted)

PARAMETER	SYMBOL	MMBD4148TG	UNITS
Reverse Voltage	V _R	75	V
Peak Reverse Voltage	V _{RRM}	100	V
RMS Voltage	V _{RMS}	50	V
Maximum DC Blocking Voltage	V _{DC}	75	V
Maximum Average Forward Current at T _A =25 °C	I _{F(av)}	150	mA
Peak Forward Surge Current, 0.001ms	I _{FSM}	2	A
Power Dissipation Derate Above 25 °C	P _{TOT}	200	mW
Operating Junction and Storage Temperature Range	T _J , T _{STG}	-55 to 150	°C

THERMAL CHARACTERISTICS

PARAMETER	SYMBOL	MMBD4148TG	UNITS
Maximum Thermal Resistance	R _{θJA}	635	°C / W

NOTE:

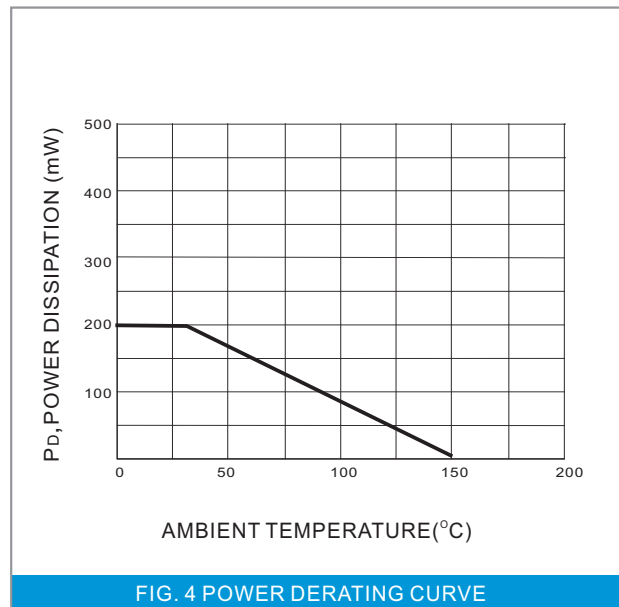
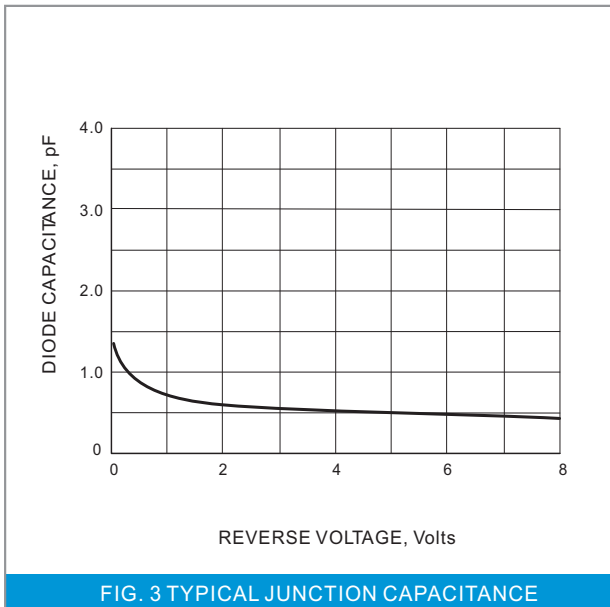
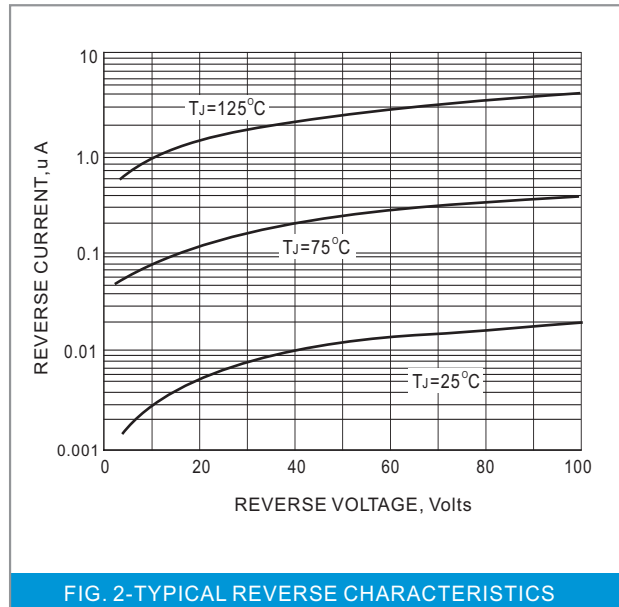
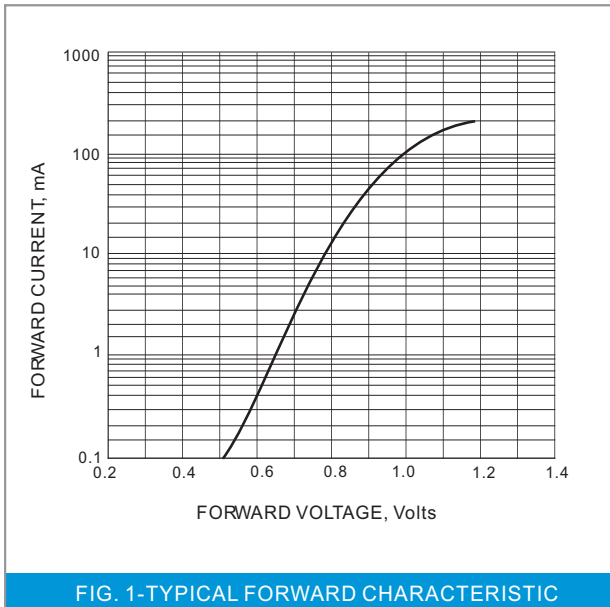
1. C_J at V_R=0, f=1MHZ
2. From I_F=10mA to I_R=1mA, V_R=6Volts, R_L=100Ω



MMBD4148TG

ELECTRICAL CHARACTERISTICS ($T_A=25^{\circ}\text{C}$, unless otherwise noted)

PARAMETER	SYMBOL	TEST CONDITIONS	VALUE	UNITS
Maximum Forward Voltage	V_F	$I_F=1\text{mA}$ $I_F=10\text{mA}$ $I_F=50\text{mA}$ $I_F=150\text{mA}$	0.715 0.855 1.00 1.25	V
Reverse Leakage Current	I_R	$V_R=25\text{V}$ $V_R=75\text{V}$	0.03 2.5	μA
Maximum Total Capacitance	C_T	$V_R=0\text{V}$, $f=1\text{MHz}$	1.5	pF
Maximum Reverse Recovery Time	t_{rr}	$I_F=10\text{mA}$, $I_R=1\text{mA}$ $V_R=6\text{V}$, $R_L=100\Omega$	4	ns



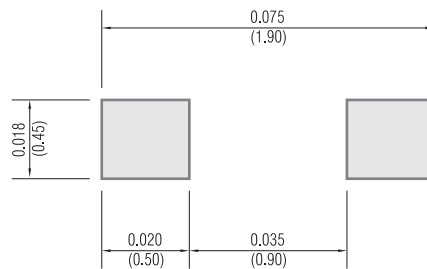


MMBD4148TG

MOUNTING PAD LAYOUT

SOD-723

Unit: inch (mm)



ORDER INFORMATION

- Packing information

T/R - 8K per 7" plastic Reel

LEGAL STATEMENT

Copyright PanJit International, Inc 2007

The information presented in this document is believed to be accurate and reliable. The specifications and information herein are subject to change without notice. Pan Jit makes no warranty, representation or guarantee regarding the suitability of its products for any particular purpose. Pan Jit products are not authorized for use in life support devices or systems. Pan Jit does not convey any license under its patent rights or rights of others.