



DATA SHEET

ED802CT~ED806CT

SUPERFAST RECOVERY RECTIFIERS

VOLTAGE 200 to 600 Volts **CURRENT** 8.0 Amperes

TO-251AB

Unit : inch (mm)

FEATURES

- Superfast recovery times-epitaxial construction.
- Low forward voltage, high current capability.
- Exceeds environmental standards of MIL-S-19500/228.
- Hermetically sealed.
- Low leakage.
- High surge capability.
- Plastic package has Underwriters Laboratories Flammability Classification 94V-O utilizing Flame Retardant Epoxy Molding Compound.
- Both normal and Pb free product are available :
Normal : 80~95% Sn, 5~20% Pb
Pb free: 98.5% Sn above

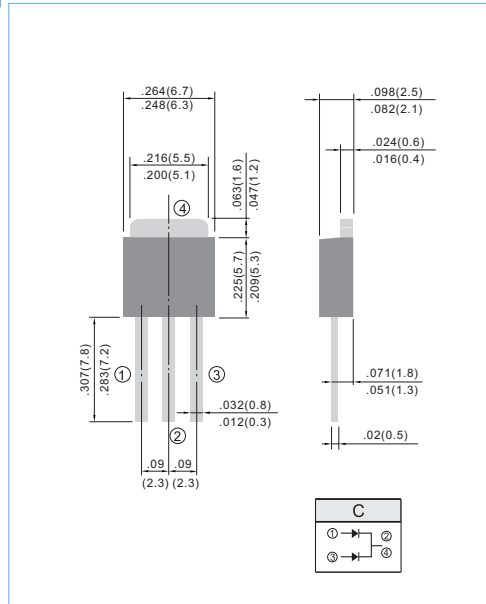
MECHANICAL DATA

Case: Molded plastic, TO-251AB

Terminals: Axial leads, solderable to MIL-STD-202, Method 208

Polarity: As marking

Weight: 0.015 ounces, 0.4grams.



MAXIMUM RATINGS AND ELECTRICAL CHARACTERISTICS

Ratings at 25°C ambient temperature unless otherwise specified.

Resistive or inductive load, 60Hz.

PARAMETER	SYMBOL	ED802CT	ED803CT	ED804CT	ED806CT	UNITS
Maximum Recurrent Peak Reverse Voltage	V _{RRM}	200	300	400	600	V
Maximum RMS Voltage	V _{RMS}	140	210	280	420	V
Maximum DC Blocking Voltage	V _{DC}	200	300	400	600	V
Maximum Average Forward Current .375" (9.5mm) lead length at TC=75°C	I _{AV}	8.0				A
Peak Forward Surge Current, 8.3ms single half sine-wave superimposed on rated load (JEDEC method)	I _{FSM}	85				A
Maximum Forward Voltage at 4.0A (Note 1)	V _F	0.95	1.3	1.7		V
Maximum DC Reverse Current TA=25 °C at Rated DC Blocking Voltage TA=100 °C	I _R	5.0 50				uA
Maximum Reverse Recovery Time (Note 2)	T _{RR}	35	50			ns
Maximum thermal Resistance (Note 3)	R _{θJC}	9.0				°C / W
Operating Junction and Storage Temperature Range	T _J , T _{STG}	-50 TO +150				°C

NOTES:

1. Pulse Test with PW=300 usec, 2% Duty Cycle.
2. Reverse Recovery Tset Conditions: I_F=0.5A, I_R=1.0A, I_{rr}=0.25A
3. Mounted on P.C. Board with 14mm² (.013mm thick) copper pad areas.



RATING AND CHARACTERISTIC CURVES

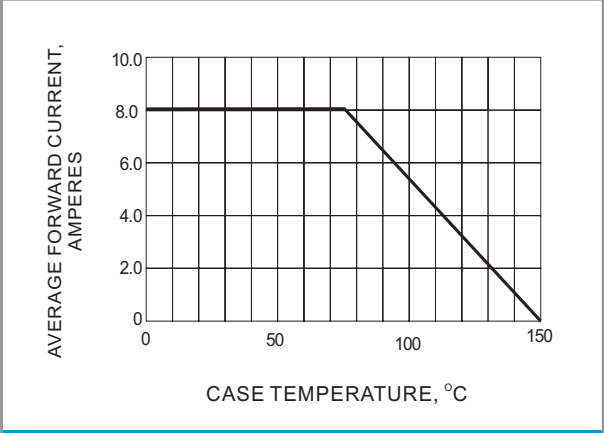


Fig.1- FORWARD CURRENT DERATING CURVE

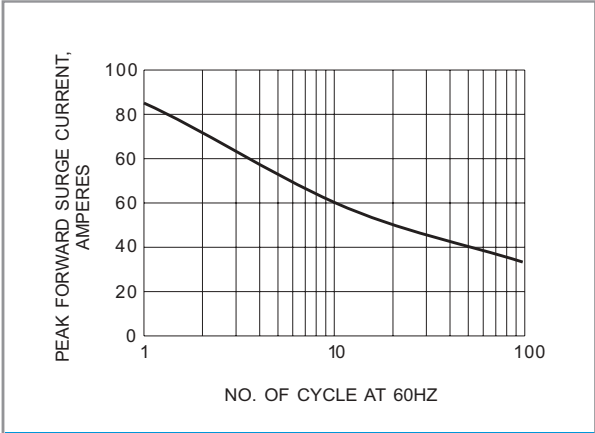


Fig.2- MAXIMUM NON-REPETITIVE SURGE CURRENT

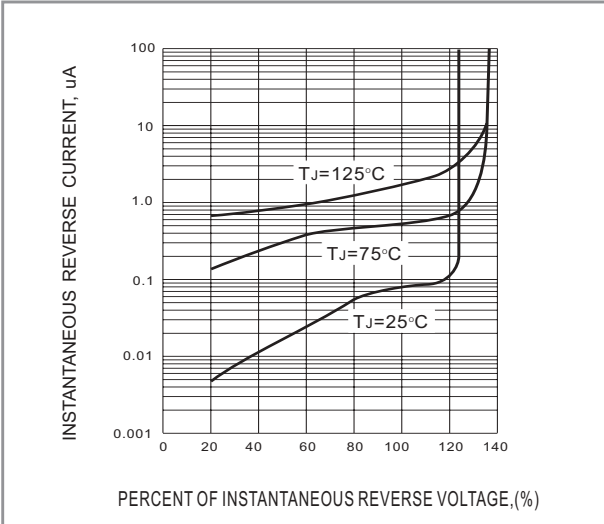


Fig.3- TYPICAL REVERSE CHARACTERISTICS

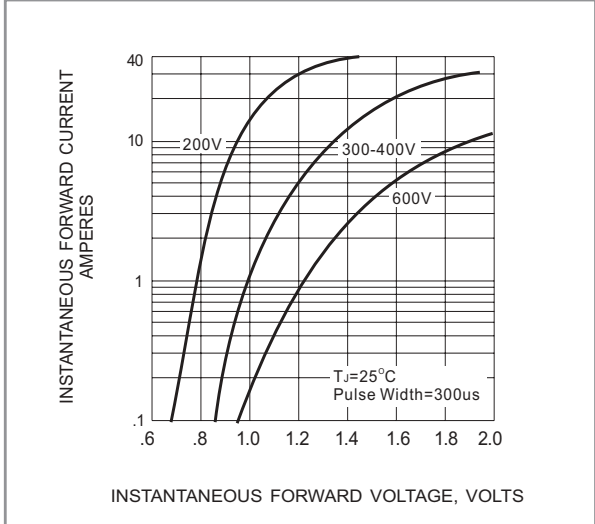


Fig.4- TYPICAL INSTANTANEOUS FORWARD CHARACTERISTICS