

## SCHOTTKY BARRIER RECTIFIER

VOLTAGE RANGE: 30 --- 100 V  
CURRENT: 10 A

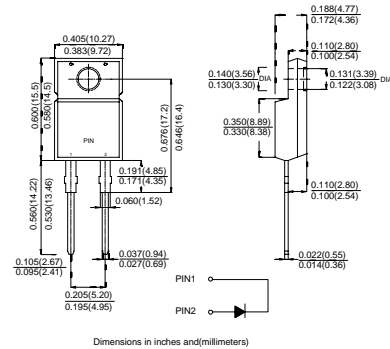
### FEATURES

- ◇ Metal-Semiconductor junction with guard ring
- ◇ Epitaxial construction
- ◇ Low forward voltage drop, low switching losses
- ◇ High surge capability
- ◇ For use in low voltage, high frequency inverters free wheeling, and polarity protection applications
- ◇ The plastic material carries U/L recognition 94V-0

### MECHANICAL DATA

- ◇ Case: JEDEC ITO-220AC, molded plastic
- ◇ Terminals: Leads solderable per MIL-STD-750, Method 2026
- ◇ Polarity: As marked
- ◇ Weight: 0.064 ounces, 1.81 gram
- ◇ Mounting position: Any

### ITO-220AC



inch(mm)

### MAXIMUM RATINGS AND ELECTRICAL CHARACTERISTICS

Ratings at 25°C ambient temperature unless otherwise specified.

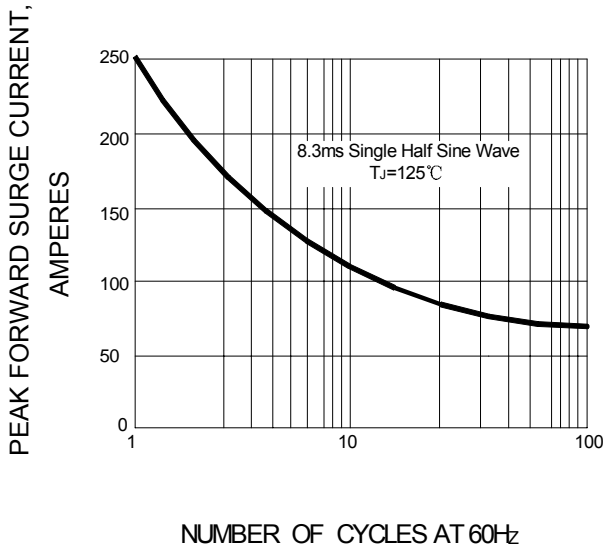
Single phase, half wave, 60 Hz, resistive or inductive load. For capacitive load, derate by 20%.

		SBLF 1030	SBLF 1035	SBLF 1040	SBLF 1045	SBLF 1050	SBLF 1060	SBLF 1080	SBLF 10100	UNITS	
Maximum recurrent peak reverse voltage	$V_{RRM}$	30	35	40	45	50	60	80	100	V	
Maximum RMS voltage	$V_{RMS}$	21	25	28	32	35	42	56	70	V	
Maximum DC blocking voltage	$V_{DC}$	30	35	40	45	50	60	80	100	V	
Maximum average forward rectified current $T_C=110^\circ\text{C}$	$I_{F(AV)}$	10								A	
Peak forward surge current 8.3ms single half-sine-wave superimposed on rated load $T_J=125^\circ\text{C}$	$I_{FSM}$	250								A	
Maximum instantaneous forward voltage @ 10 A	$V_F$	0.60			0.75		0.85			V	
Maximum reverse current @ $T_C=25^\circ\text{C}$ at rated DC blocking voltage @ $T_C=100^\circ\text{C}$	$I_R$	1.0				50					mA
Typical thermal resistance (Note1)	$R_{\theta JC}$	5.0								$^\circ\text{C/W}$	
Operating junction temperature range	$T_J$	-55--- + 150								$^\circ\text{C}$	
Storage temperature range	$T_{STG}$	-55--- + 150								$^\circ\text{C}$	

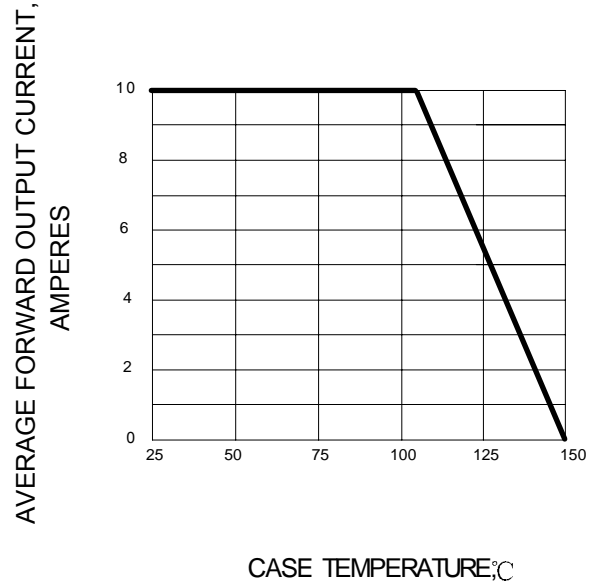
Note: 1. Thermal resistance junction to case.

www.galaxycn.com

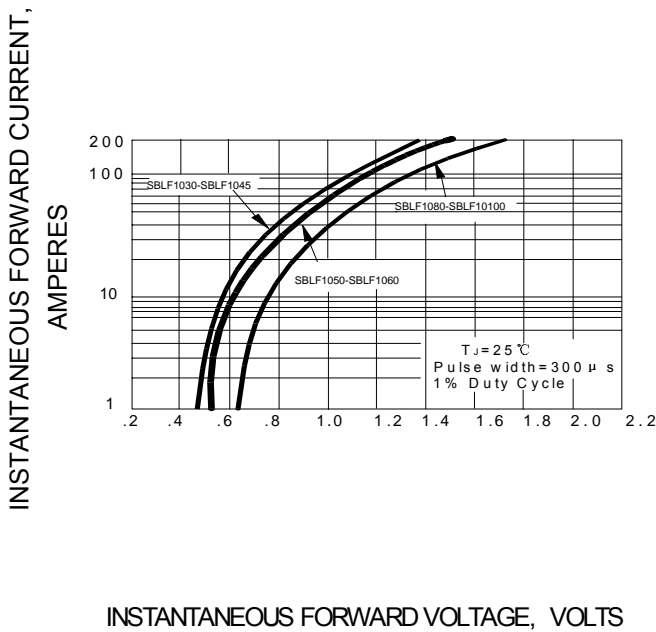
**FIG.1 – PEAK FORWARD SURGE CURRENT**



**FIG.2 – FORWARD DERATING CURVE**



**FIG.3 – TYPICAL FORWARD CHARACTERISTIC**



**FIG.4 – TYPICAL REVERSE CHARACTERISTIC**

