

POWER DISCRETES
Description

Quick reference data

$$V_R = 200 - 1000V$$

$$I_F = 5.0A$$

$$t_{rr} = 2\mu S$$

$$V_F = 1.0V$$

Features

- ◆ Low reverse leakage current
- ◆ Hermetically sealed in fused metal oxide
- ◆ Good thermal shock resistance
- ◆ Low forward voltage drop
- ◆ Avalanche capability

These products are qualified to MIL-PRF-19500/420. They can be supplied fully released as JAN, JANTX, and JANTXV versions.

Absolute Maximum Ratings

Electrical specifications @ $T_A = 25^\circ C$ unless otherwise specified.

	Symbol	1N5550 3SM2	1N5551 3SM4	1N5552 3SM6	1N5553 3SM8	1N5554 3SM0	Units
Working Reverse Voltage	V_{RWM}	200	400	600	800	1000	V
Average Forward Current @ 55°C in free air, lead length 0.375"	$I_{F(AV)}$	5.0					A
Repetitive Surge Current @ 55°C in free air, lead length 0.375"	I_{FRM}	25					A
Non-Repetitive Surge Current ($t_p = 8.3mS @ V_R \& T_{JMAX}$) ($t_p = 8.3mS, @ V_R \& 25^\circ C$)	I_{FSM}	100 150					A
Storage Temperature Range	T_{STG}	-65 to +175					°C

POWER DISCRETES

Electrical Specifications

	Symbol	1N5550 3SM2	1N5551 3SM4	1N5552 3SM6	1N5553 3SM8	1N5554 3SM0	Units
Average Forward Current (sine wave) - max. $T_A = 55^\circ\text{C}$ - max. $L = 3/8"$; $T_L = 55^\circ\text{C}$	$I_{F(AV)}$ $I_{F(AV)}$			3.0 5.0			A
I^2t for fusing ($t = 8.3\text{mS}$) max	I^2t			42			A^2S
Forward Voltage Drop max. @ $I_F = 3.0\text{A}$, $T_j = 25^\circ\text{C}$	V_F			1.0			V
Reverse Current max. @ V_{RWM} , $T_j = 25^\circ\text{C}$ @ V_{RWM} , $T_j = 125^\circ\text{C}$	I_R I_R			1.0 60			μA
Reverse Recovery Time max. $0.5\text{A } I_F$ to $1.0\text{A } I_{RM}$ recovers to $0.25\text{A } I_{RM(REC)}$	t_{rr}			2.0			μS
Junction Capacitance typ. @ $V_R = 5\text{V}$, $f = 1\text{MHz}$	C_j			92			pF

Thermal Characteristics

	Symbol	1N5550 3SM2	1N5551 3SM4	1N5552 3SM6	1N5553 3SM8	1N5554 3SM0	Units
Thermal Resistance-Junction to Lead Lead length = 0.375" Lead length = 0.0"	$R_{\theta JL}$ $R_{\theta JL}$			22 4			$^\circ\text{C/W}$
Thermal Resistance-Junction to Ambient on 0.06" thick pcb. 1 oz. copper	$R_{\theta JA}$			47			$^\circ\text{C/W}$

Typical Characteristics

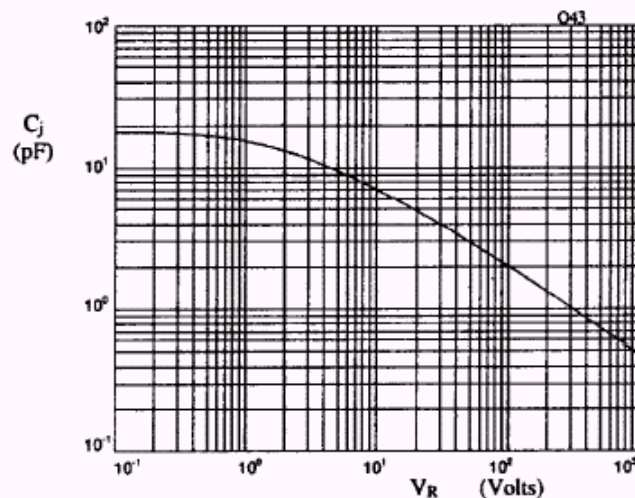


Fig 1. Typical junction capacitance as a function of reverse voltage.

POWER DISCRETES

Typical Characteristics

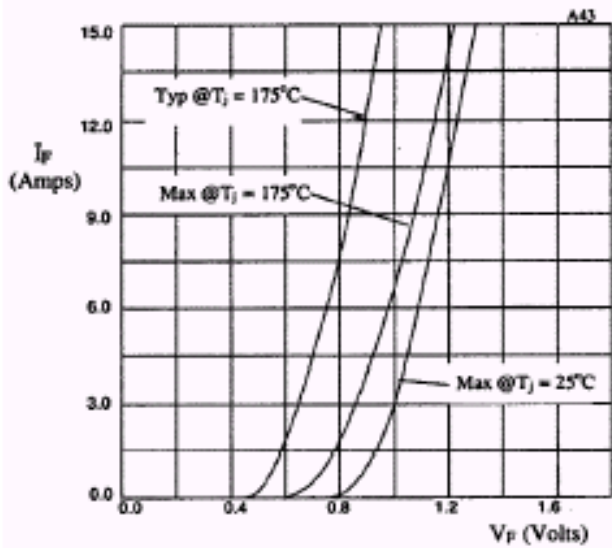


Fig 2. Forward voltage drop as a function of forward current

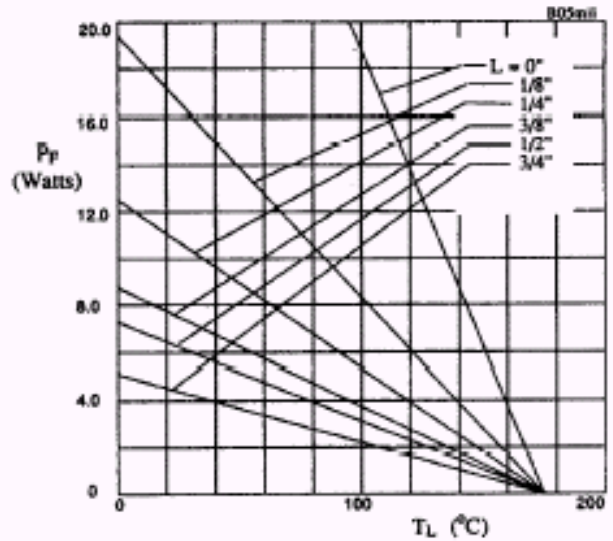


Fig 3. Maximum power versus lead temperature

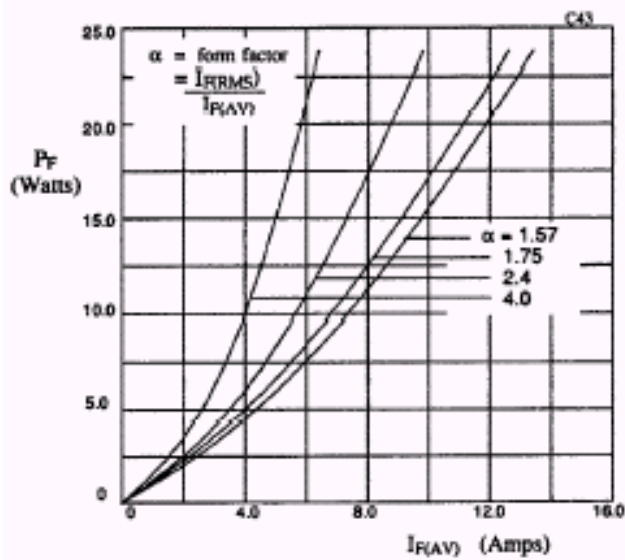


Fig 4. Forward power dissipation as a function of forward current, for sinusoidal operation.

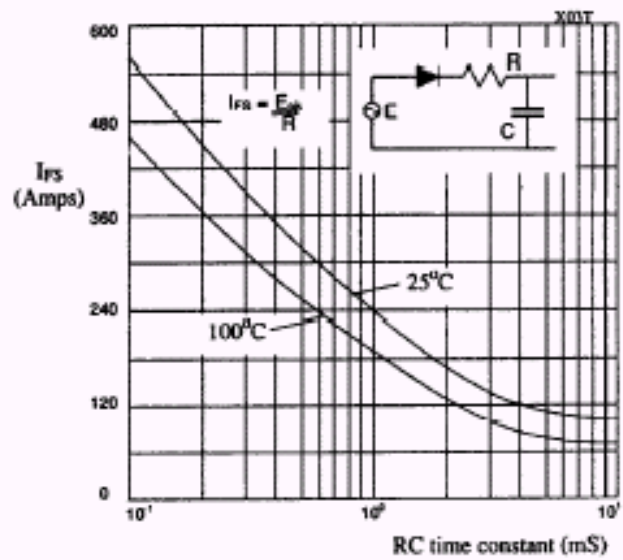


Fig 5. Maximum ratings for capacitive loads.

POWER DISCRETES

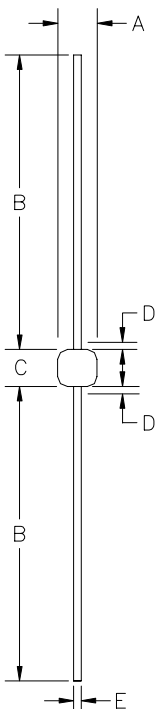
Ordering Information

Part Number	Description
1N5550	Axial leaded hermetically sealed ⁽¹⁾
1N5551	
1N5552	
1N5553	
1N5554	
3SM2	
3SM4	
3SM6	
3SM8	
3SM0	

Note:

(1) Available in bulk and tape and reel packaging. Please consult factory for quantities.

Outline Drawing



G4

DIM ^N	Dimensions				Note
	Inches		Millimeters		
	MIN	MAX	MIN	MAX	
A	0.135	0.18	3.43	4.57	-
B	0.9	1.3	22.86	33.02	-
C	0.13	0.17	3.3	4.32	-
D	-	0.03	-	0.8	1
E	0.036	0.042	0.92	1.07	-

Note:
(1) Lead diameter uncontrolled over this region.

Weight = 0.039oz

Contact Information

Semtech Corporation
Power Discrettes Products Division
200 Flynn Road, Camarillo, CA 93012
Phone: (805)498-2111 FAX (805)498-3804