

SKBa B500C1500



Avalanche Bridge Rectifiers

SKBa B500C1500

Features

- Compact plastic package with in-line terminals
- High blocking voltage
- With avalanche characteristics

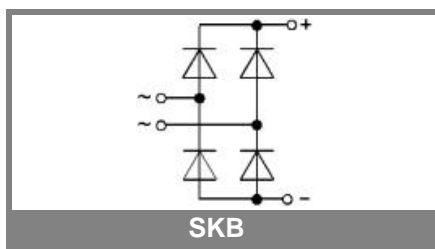
Typical Applications

- Internal power supplies for electronic equipment
- DC power supplies
- Control equipment
- TV sets
- Inductive loads: Solenoids, Motor brakes

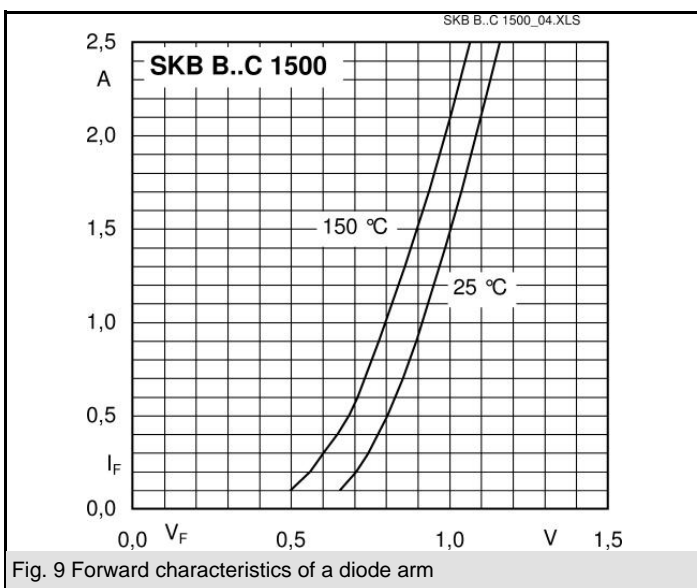
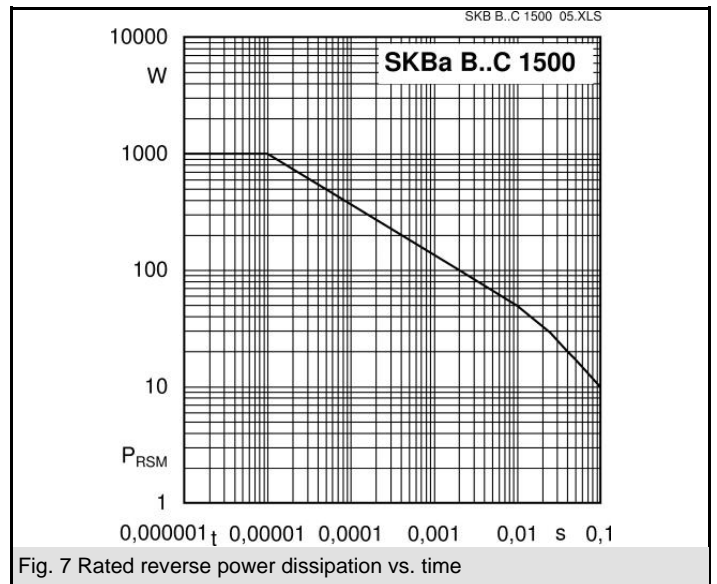
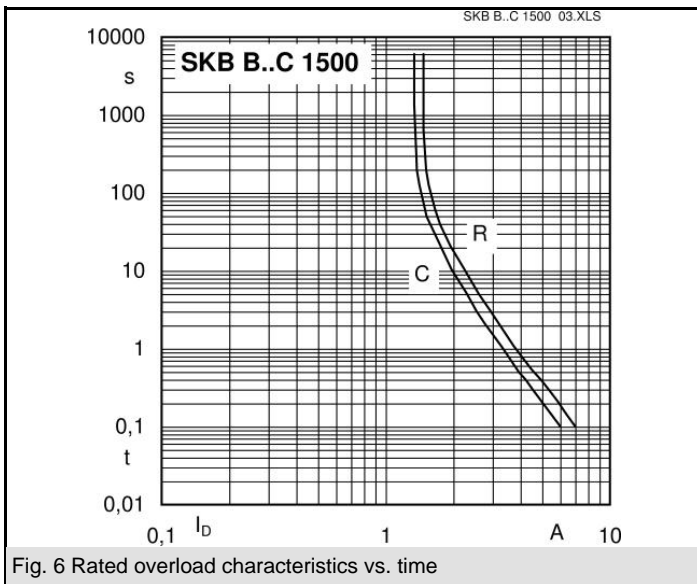
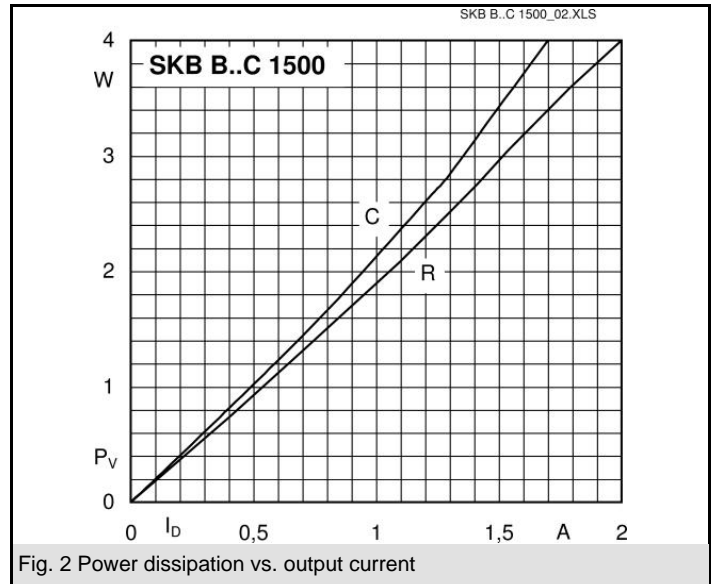
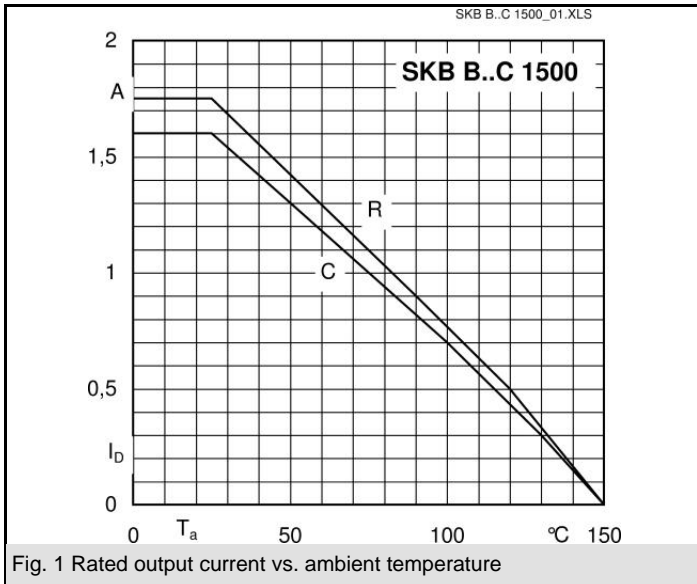
- 1) Freely suspended or mounted on an insulator
- 2) Mounted on a painted metal sheet of min. 250 x 250 x 1 mm

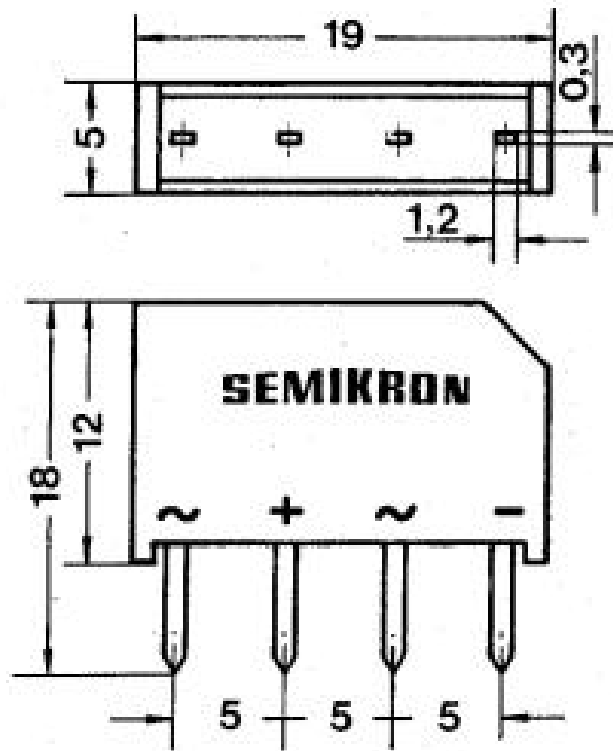
$V_{(BR) \min}$ V	V_{VRMS} V	$I_D = 1,8 \text{ A } (T_a = 45^\circ \text{C})$ Types	C_{\max} μF	R_{\min} Ω
1300	500	SKBa B500C1500	500	5

Symbol	Conditions	Values	Units
I_D	$T_a = 45^\circ \text{C}$, isolated ¹⁾	1,5	A
I_{DCL}	$T_a = 33^\circ \text{C}$, isolated ¹⁾	1,5	A
I_{FSM}	$T_{vj} = 25^\circ \text{C}$, 10 ms	80	A
	$T_{vj} = 150^\circ \text{C}$, 10 ms	70	A
i^2t	$T_{vj} = 25^\circ \text{C}$, 8,3 ... 10 ms	32	A ² s
	$T_{vj} = 150^\circ \text{C}$, 8,3 ... 10 ms	24,5	A ² s
P_{RSM}	$t_p = 10 \mu\text{s}$	1000	W
V_F	$T_{vj} = 25^\circ \text{C}$, $I_F = 10 \text{ A}$	max. 1,5	V
$V_{(TO)}$	$T_{vj} = 150^\circ \text{C}$	0,85	V
r_T	$T_{vj} = 150^\circ \text{C}$	60	m Ω
I_{RD}	$T_{vj} = 25^\circ \text{C}$, $V_{RD} = V_{(BR) \min}$	5	μA
I_{RD}	$T_{vj} = 150^\circ \text{C}$, $V_{RD} = V_{(BR) \min}$	0,6	mA
t_{rr}	$T_{vj} = 25^\circ \text{C}$	10	μs
f_G		2000	Hz
$R_{th(j-a)}$	isolated ¹⁾	36	K/W
T_{vj}		- 40 ... + 150	$^\circ \text{C}$
T_{stg}		- 55 ... + 150	$^\circ \text{C}$
m		2	g
Fu		2	A
Case		G 2	



SKBa B500C1500





Case G 2

This technical information specifies semiconductor devices but promises no characteristics. No warranty or guarantee expressed or implied is made regarding delivery, performance or suitability.