


SILICON GLASS PASSIVATED 1.0 WATT ZENER DIODES

1N4728A to 1N4762A
3.3V to 82V

DO-41
Glass Axial Package



FEATURES

These Zeners are best suited for General Purpose Industrial, Entertainment, Military & Space Applications. The Glass Passivated Chips are Hermetically Sealed with Double Studs, Providing Excellent Stability and Reliability.

ABSOLUTE MAXIMUM RATINGS

DESCRIPTION	SYMBOL	VALUE	UNIT
Power Dissipation @ $T_a=50^\circ\text{C}$	P_D	1	W
Derate above 50°C		6.67	mW/ $^\circ\text{C}$
Operating and Storage Temperature	T_{stg}	- 65 to +200	$^\circ\text{C}$


ELECTRICAL CHARACTERISTICS ($T_a=25^\circ\text{C}$ $V_F < 1.2\text{V}$ @ 200mA)

Device	V_{ZT}^{**} @ I_{ZT}	r_{zt}^{**}	I_{ZT}	r_{zK} @	I_{ZK}	Temp . Coeff of Zener Voltage typ.	I_R	V_R	I_{ZM}	I_{ZSM}^*
	Nominal	MAX		MAX		%/ $^\circ\text{C}$	Max		Max	Max
	(V)	(Ω)	(mA)	(Ω)	(mA)		(μA)	(V)	(mA)	(mA)
1N4728A	3.3	10	76.0	400	1.0	-0.06	100	1.0	276	1380
1N4729A	3.6	10	69.0	400	1.0	-0.06	100	1.0	252	1260
1N4730A	3.9	9.0	64.0	400	1.0	-0.05	50	1.0	234	1190
1N4731A	4.3	9.0	58.0	400	1.0	-0.03	10	1.0	217	1070
1N4732A	4.7	8.0	53.0	500	1.0	-0.01	10	1.0	193	970
1N4733A	5.1	7.0	49.0	550	1.0	0.01	10	1.0	178	890
1N4734A	5.6	5.0	45.0	600	1.0	0.03	10	2.0	162	810
1N4735A	6.2	2.0	41.0	700	1.0	0.04	10	3.0	146	730
1N4736A	6.8	3.5	37.0	700	1.0	0.05	10	4.0	133	660
1N4737A	7.5	4.0	34.0	700	0.5	0.05	10	5.0	121	605
1N4738A	8.2	4.5	31.0	700	0.5	0.06	10	6.0	110	550
1N4739A	9.1	5.0	28.0	700	0.5	0.06	10	7.0	100	500
1N4740A	10	7.0	25.0	700	0.25	0.07	10	7.6	91	454
1N4741A	11	8.0	23.0	700	0.25	0.07	5	8.4	83	414
1N4742A	12	9.0	21.0	700	0.25	0.07	5	9.1	76	380
1N4743A	13	10	19.0	700	0.25	0.07	5	9.9	69	344
1N4744A	15	14	17.0	700	0.25	0.08	5	11.4	61	304
1N4745A	16	16	15.5	700	0.25	0.08	5	12.2	57	285
1N4746A	18	20	14.0	750	0.25	0.08	5	13.7	50	250
1N4747A	20	22	12.5	750	0.25	0.08	5	15.2	45	225
1N4748A	22	23	11.5	750	0.25	0.08	5	16.7	41	205
1N4749A	24	25	10.5	750	0.25	0.08	5	18.2	38	190
1N4750A	27	35	9.5	750	0.25	0.09	5	20.6	34	170
1N4751A	30	40	8.5	1000	0.25	0.09	5	22.8	30	150
1N4752A	33	45	7.5	1000	0.25	0.09	5	25.1	27	135

SILICON GLASS PASSIVATED 1.0 WATT ZENER DIODES

**1N4728A to 1N4762A
3.3V to 82V**

**DO-41
Glass Axial Package**



ELECTRICAL CHARACTERISTICS (T_a=25°C V_F <1.2V @ 200mA)

Device	V _{ZT} ** @ I _{ZT}	r _{zt} **	I _{ZT}	r _{ZK} @	I _{ZK}	Temp . Coeff of Zener Voltage typ. %/ °C	I _R	V _R	I _{ZM}	I _{ZSM} *
	Nominal (V)	MAX (Ω)	(mA)	MAX (Ω)	(mA)		Max (μA)	(V)	Max (mA)	Max (mA)
1N4753A	36	50	7.0	1000	0.25	0.09	5	27.4	25	125
1N4754A	39	60	6.5	1000	0.25	0.09	5	29.7	23	115
1N4755A	43	70	6.0	1500	0.25	0.09	5	32.7	22	110
1N4756A	47	80	5.5	1500	0.25	0.09	5	35.8	19	95
1N4757A	51	95	5.0	1500	0.25	0.09	5	38.8	18	90
1N4758A	56	110	4.5	2000	0.25	0.09	5	42.6	16	80
1N4759A	62	125	4.0	2000	0.25	0.09	5	47.1	14	70
1N4760A	68	150	3.7	2000	0.25	0.09	5	51.7	13	65
1N4761A	75	175	3.3	2000	0.25	0.09	5	56.0	12	60
1N4762A	82	200	3.0	3000	0.25	0.09	5	62.2	11	55

Tolerance on Nominal V_Z (1N4728A to 1N4762A) A Suffix +/- 5% , No Suffix +/-10%

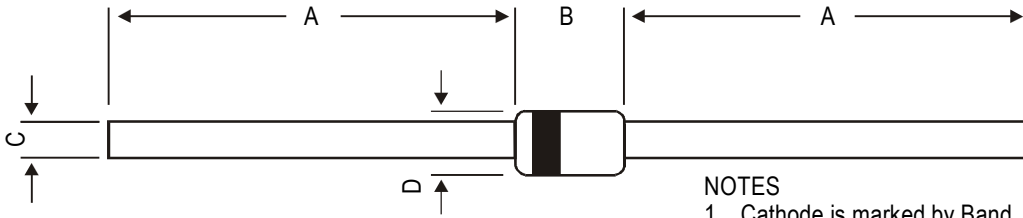
** Pulse Condition : 20ms t_p≤50ms, Duty Cycle≤2%

* Rectangle wave form (t_p=10ms)

1N4728A to 1N4762A
3.3V to 82V

DO-41
Glass Axial Package

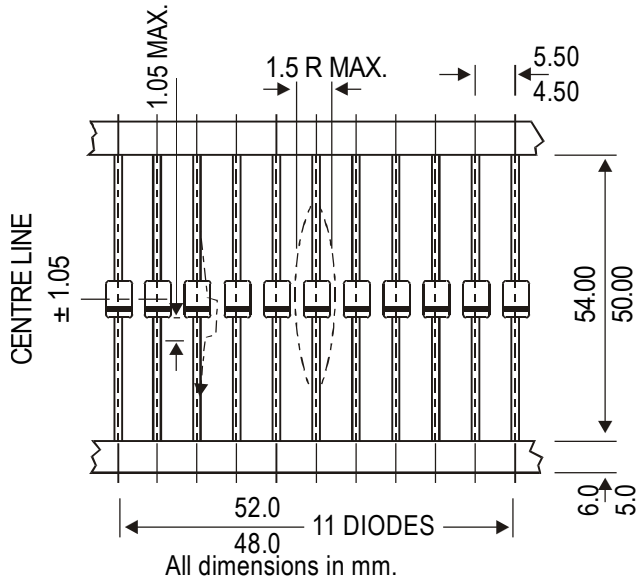
DO-41 Glass Axial Package



DIM	MIN	MAX
A	27.90	—
B	4.06	5.51
C	0.71	0.87
D	2.03	2.72

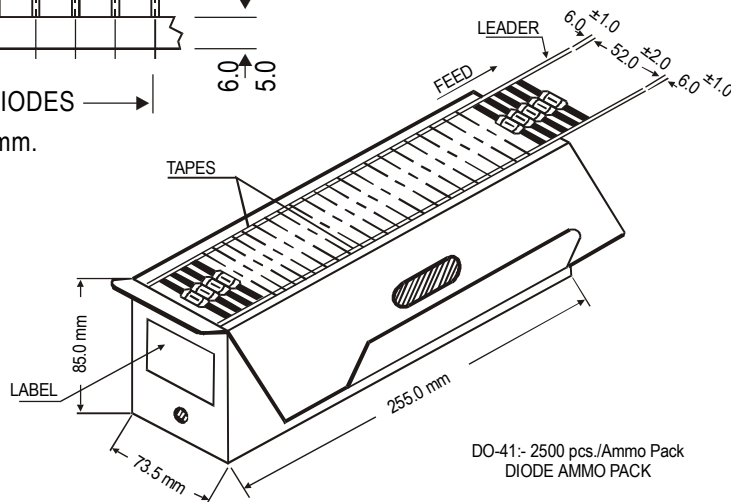
NOTES
1. Cathode is marked by Band.
2. All dimensions are in mm.

DO-41, 52mm Taping Specification



52 mm Taping Specification

1. T & A indicates Axil Tape & Ammo packing (52 mm Tape Spacing).
2. 300 mm (min) leader tape on every spool.
3. No. of empty places allowed 0.25% without consecutive empty places.
4. Ends of leads shall preferably not protrude beyond the tapes.
5. Components shall be held sufficiently in the tape or tapes so that they can not come free in normal handling.



DO-41:- 2500 pcs./Ammo Pack
DIODE AMMO PACK

On request also available in 26 mm Tape and Ammo Pack

Packing Detail

PACKAGE	STANDARD PACK		INNER CARTON BOX		OUTER CARTON BOX		
	Details	Net Weight/Qty	Size	Qty	Size	Qty	Gr Wt
DO-41 T&A	2.5K/ammo box	1.04 kg/2.5K pcs	10" x 3.5" x 3.5"	2.5K	12.7" x 12.7" x 20"	62.5K	30 kgs