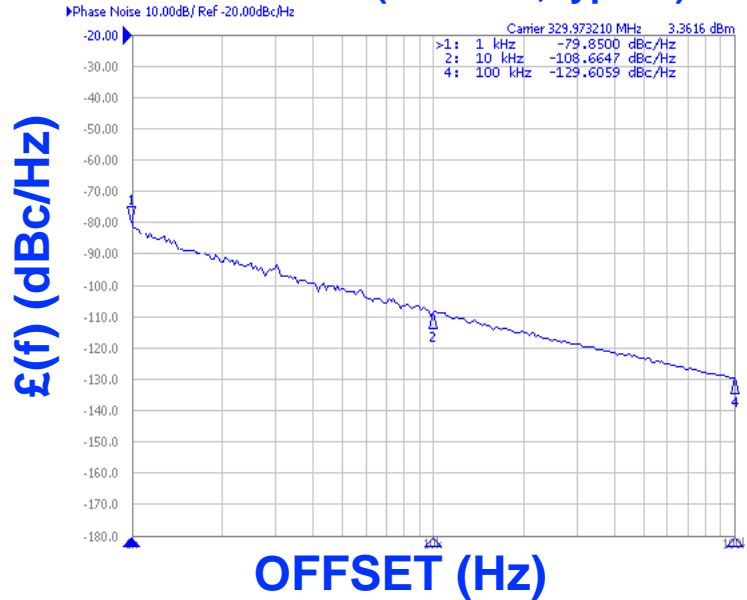




**PHASE NOISE (1 Hz BW, typical)**



**FEATURES**

- Frequency Range: 320 - 340 MHz
- Tuning Voltage: 1- 4 Vdc
- MINI-14S-L - Style Package

**APPLICATIONS**

- Test Equipments
- Mobile Radios

**PERFORMANCE SPECIFICATIONS**

	VALUE	UNITS
Oscillation Frequency Range	320 - 340	MHz
Phase Noise @ 10 kHz offset (1 Hz BW, typ.)	-108	dBc/Hz
Harmonic Suppression (2nd, typ.)	-11	dBc
Tuning Voltage	1- 4	Vdc
Tuning Sensitivity (avg.)	23	MHz/V
Power Output	9±2	dBm
Load Impedance	50	Ω
Input Capacitance (max.)	250	pF
Pushing	<2	MHz/V
Pulling ( 14dB Return Loss, Any Phase)	<2	MHz
Operating Temperature Range	-40 to 85	°C
Package Style	MINI-14S-L	

**POWER SUPPLY REQUIREMENTS**

Supply Voltage (Vcc, nom.)	5	Vdc
Supply Current (Icc, typ.)	7	mA

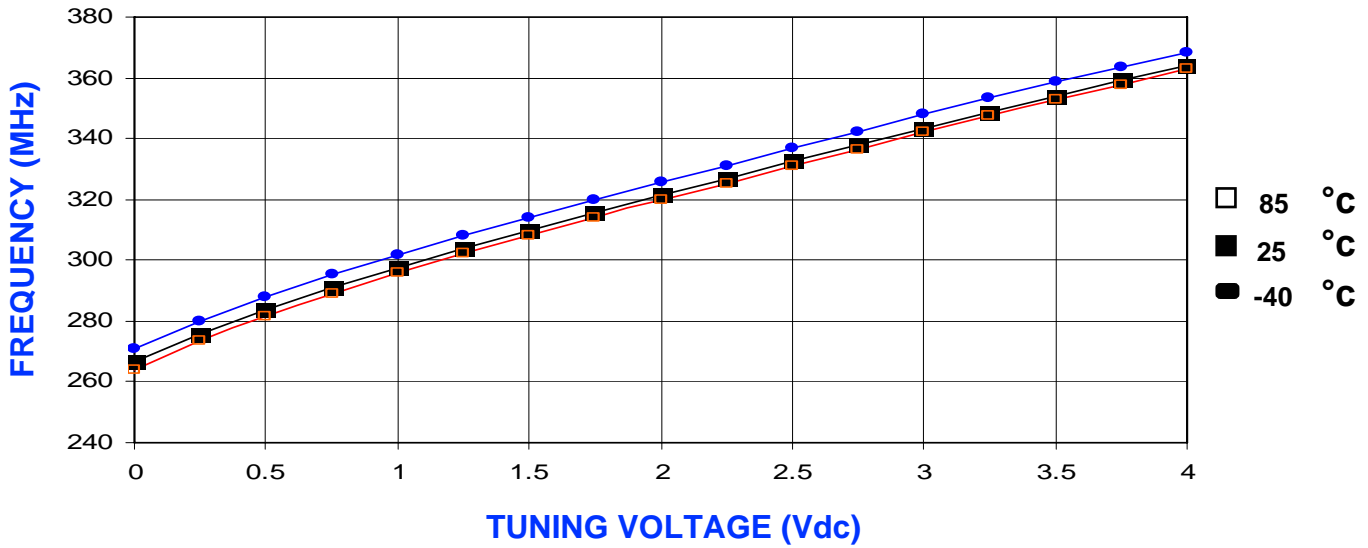
All specifications are typical unless otherwise noted and subject to change without notice.

**APPLICATION NOTES**

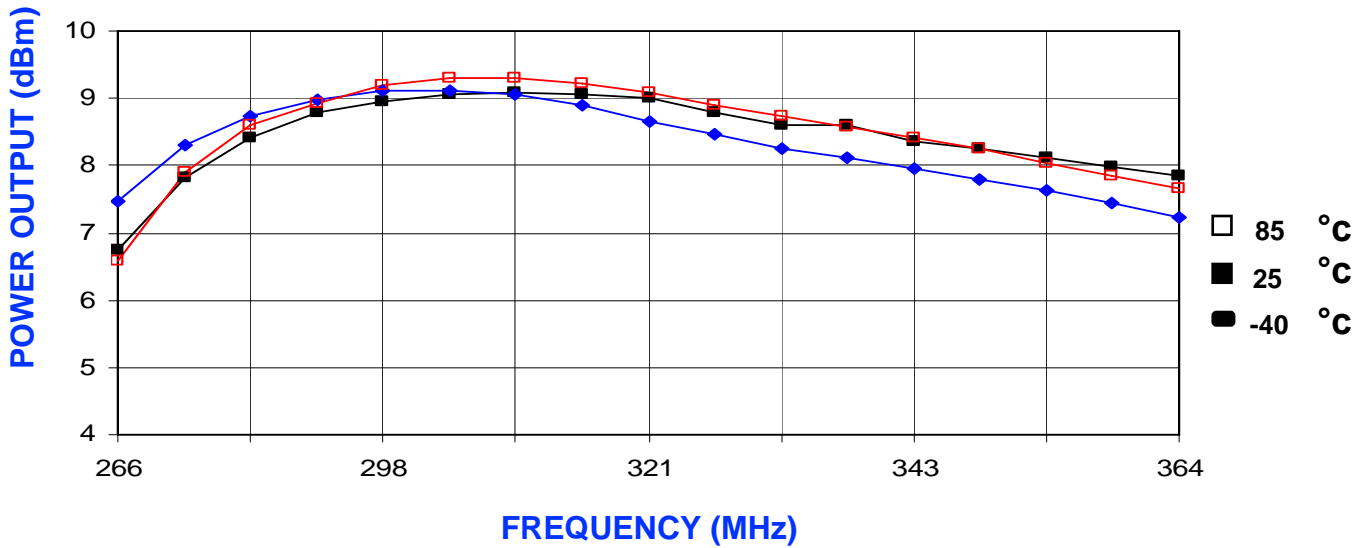
- AN-100/1 : Mounting and Grounding of VCOs
- AN-102 : Proper Output Loading of VCOs
- AN-107 : How to Solder Z-COMM VCOs

**NOTES:**

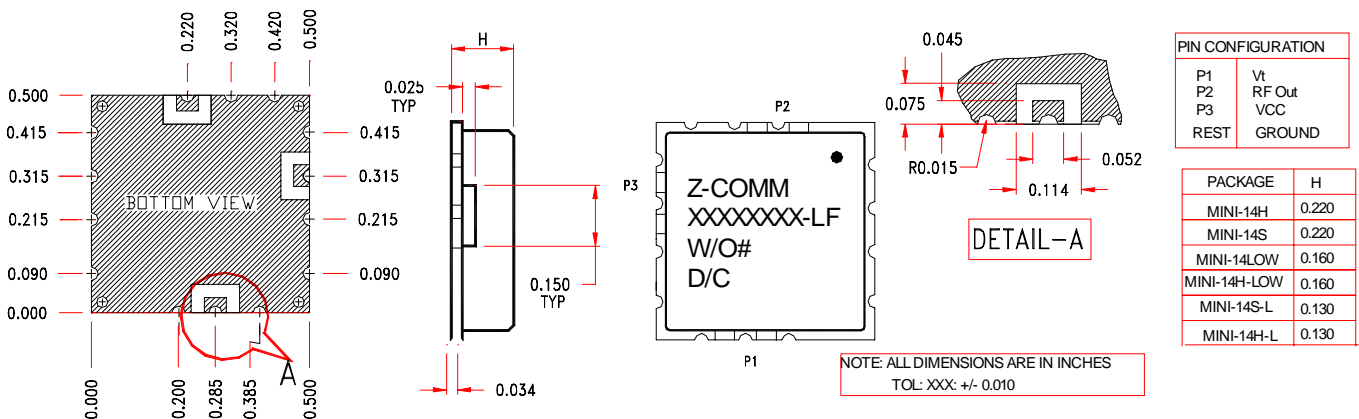
TUNING CURVE, typ.



POWER CURVE, typ.



PHYSICAL DIMENSIONS



P1	Vt
P2	RF Out
P3	VCC
REST	GROUND

PACKAGE	H
MINI-14H	0.220
MINI-14S	0.220
MINI-14LOW	0.160
MINI-14H-LOW	0.160
MINI-14S-L	0.130
MINI-14H-L	0.130