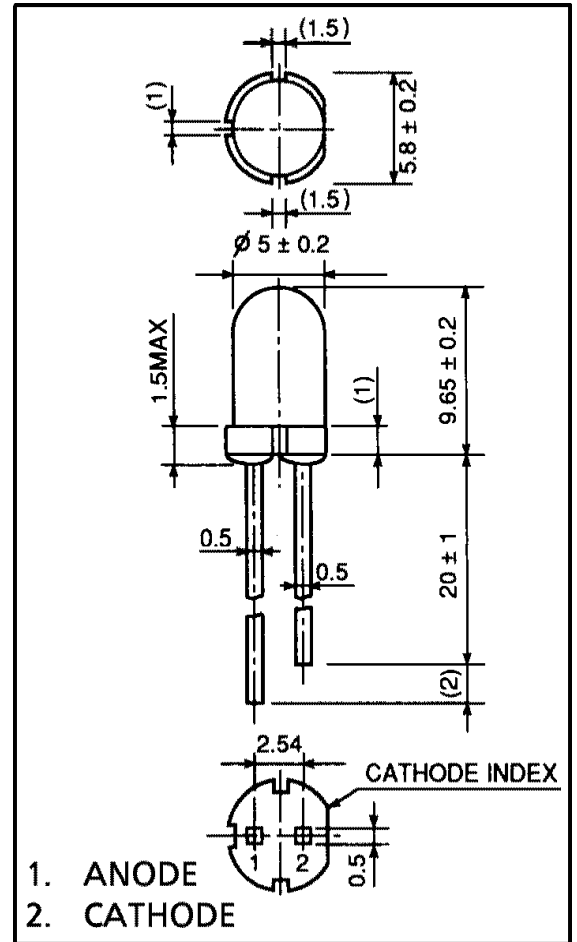


Features

5mm Package
 InGaAIP Technology
 All Plastic Mold Type
 Water Clear Lens
 Fast Response Time, Capable of Pulse Operation
 High Power Luminous Intensity

Applications

Outdoor Message Signboard
 Safety equipment



Series Line-Up

Part Number	Color	Material
TLOH180P	Ultra Bright Orange	InGaAIP
TLRH180P	Ultra Bright Red	InGaAIP
TLSH180P	Ultra Bright High Efficiency Red	InGaAIP
TLYH180P	Ultra Bright Yellow	InGaAIP

Maximum Ratings (Ta=25°C)

Part Number	Forward Current I _F	Reverse Voltage V _R	Power Dissipation P _D	Operating Temperature T _{opr}	Storage Temperature T _{stg}
TLOH180P	50	4	125.00	-30 ~ 85	-40 ~ 120
TLRH180P	50	4	125.00	-30 ~ 85	-40 ~ 120
TLSH180P	50	4	125.00	-30 ~ 85	-40 ~ 120
TLYH180P	50	4	125.00	-30 ~ 85	-40 ~ 120
Unit	mA	V	mW	°C	°C

Company Headquarters
 3 Norway Lane North
 Latham, New York 12110
 Toll Free: 800.984.5337
 Fax: 518.785.4725



Web: www.marktechopto.com | Email: info@marktechopto.com

West Coast Sales Office
 950 South Coast Drive, Suite 265
 Costa Mesa, California 92626
 Toll Free: 800.984.5337
 Fax: 714.850.9314

Electrical and Optical Characteristics (Ta=25°C)

Part Number	PWL nm λ_P	Material	View Angle $2\theta_{1/2}$	Luminous Intensity I_v				Forward Voltage V_F				Rev Current I_R	
				min.	typ.	max.	IF@	min.	typ.	max.	IF@	max.	VR@
TLOH180P	612	InGaAIP	8°	2720.00	10000.00	-	20mA	-	2.10	2.50	20mA	50	4V
TLRH180P	644	InGaAIP	8°	1530.00	5000.00	-	20mA	-	1.90	2.50	20mA	50	4V
TLSH180P	623	InGaAIP	8°	2720.00	10000.00	-	20mA	-	2.10	2.50	20mA	50	4V
TLYH180P	590	InGaAIP	8°	2720.00	8000.00	-	20mA	-	2.10	2.50	20mA	50	4V
-	nm	-	deg	mcd				-	V		-	μA	-

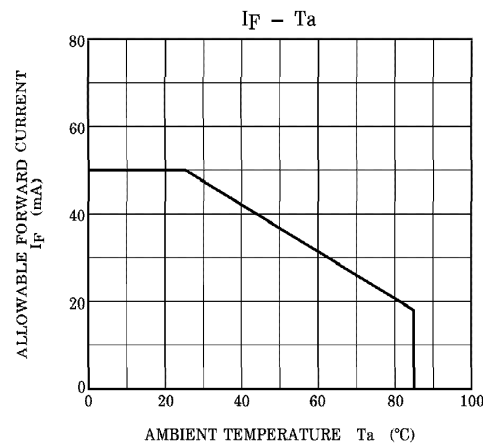
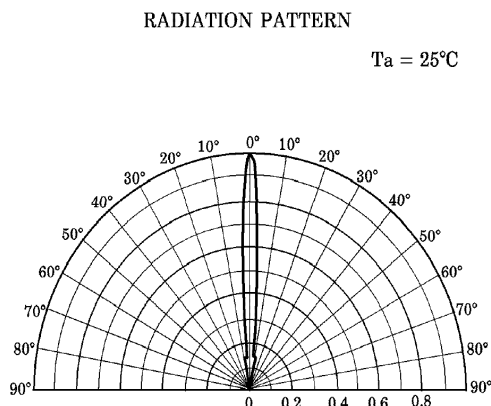
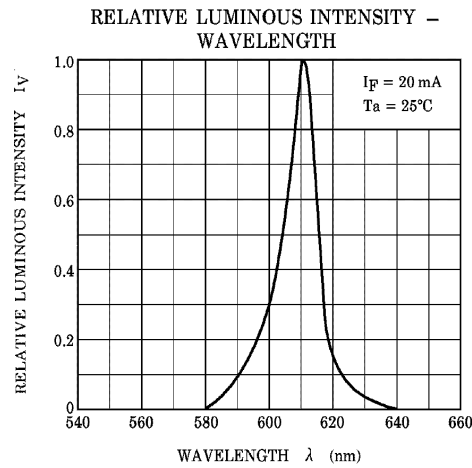
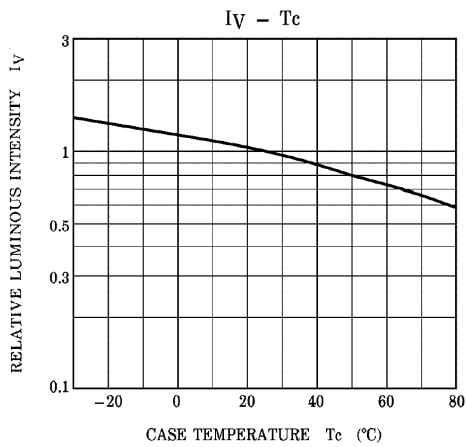
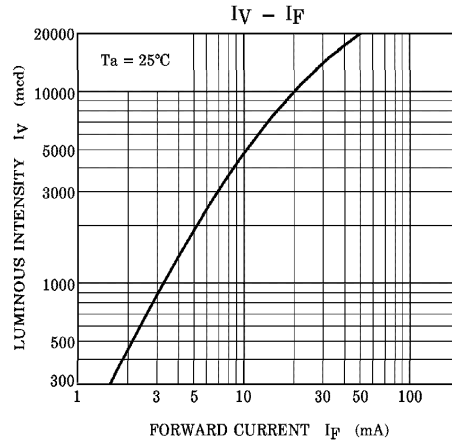
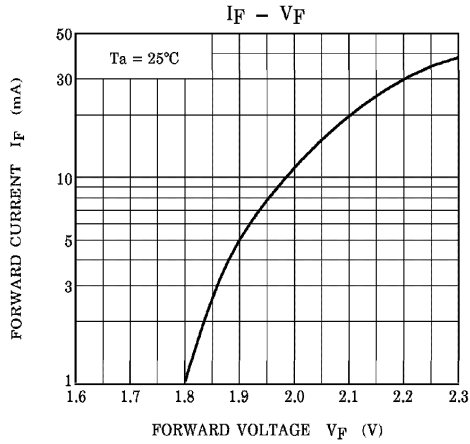
Precautions

- Soldering temperature: 260°C max, soldering time: 3 s max (soldering portion of lead: up to 2 mm from the body of the device).
- If the lead is formed, the lead should be formed up to 5 mm from the body of the device without forming stress to the resin. Soldering should be performed after lead forming.
- This visible LED lamp also emits some IR light. If a photodetector is located near the LED lamp, please ensure that it will not be affected by this IR light.

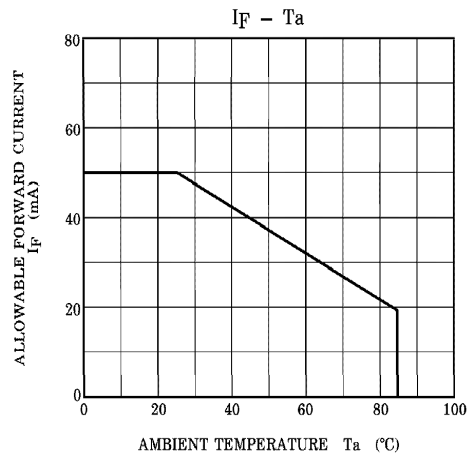
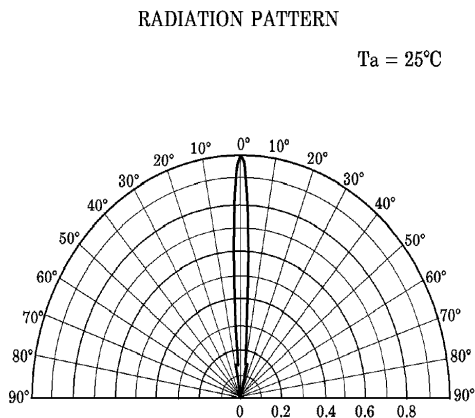
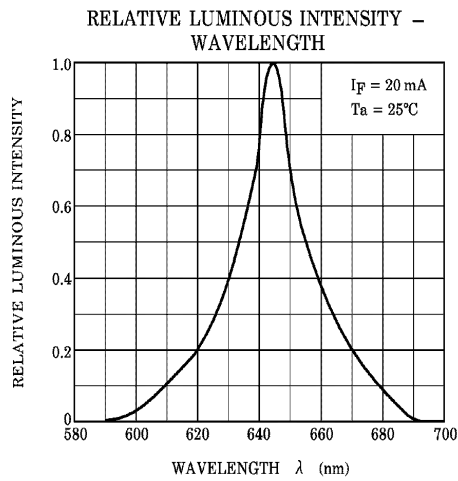
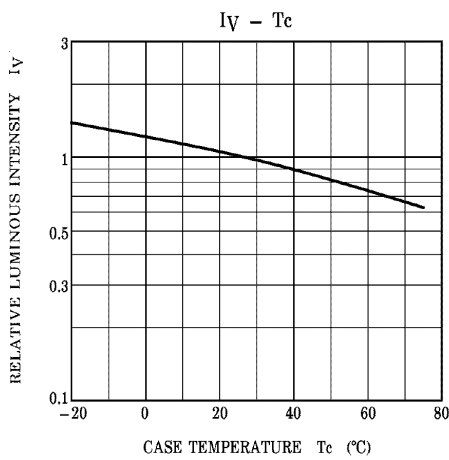
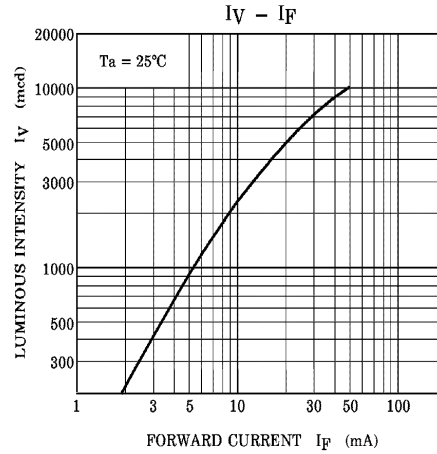
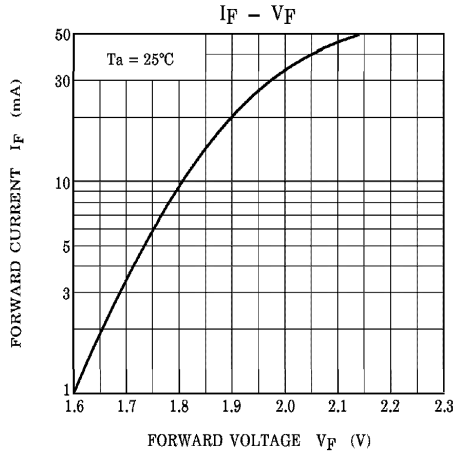
NOTICE:

- TOSHIBA is continually working to improve the quality and reliability of its products. Nevertheless, semiconductor devices in general can malfunction or fail due to their inherent electrical sensitivity and vulnerability to physical stress. It is the responsibility of the buyer, when utilizing TOSHIBA products, to comply with the standards of safety in making a safe design for the entire system, and to avoid situations in which a malfunction or failure of such TOSHIBA products could cause loss of human life, bodily injury or damage to property.
- In developing your designs, please ensure that TOSHIBA products are used within specified operating ranges as set forth in the most recent TOSHIBA products specifications. Also, please keep in mind the precautions and conditions set forth in the "Handling Guide for Semiconductor Devices," or "TOSHIBA Semiconductor Reliability Handbook" etc..
- The TOSHIBA products listed in this document are intended for usage in general electronics applications (computer, personal equipment, office equipment, measuring equipment, industrial robotics, domestic appliances, etc.). These TOSHIBA products are neither intended nor warranted for usage in equipment that requires extraordinarily high quality and/or reliability or a malfunction or failure of which may cause loss of human life or bodily injury ("Unintended Usage"). Unintended Usage include atomic energy control instruments, airplane or spaceship instruments, transportation instruments, traffic signal instruments, combustion control instruments, medical instruments, all types of safety devices, etc.. Unintended Usage of TOSHIBA products listed in this document shall be made at the customer's own risk.
- Gallium arsenide (GaAs) is a substance used in the products described in this document. GaAs dust and fumes are toxic. Do not break, cut or pulverize the product, or use chemicals to dissolve them. When disposing of the products, follow the appropriate regulations. Do not dispose of the products with other industrial waste or with domestic garbage.
- The information contained herein is presented only as a guide for the applications of our products. No responsibility is assumed by TOSHIBA CORPORATION for any infringements of intellectual property or other rights of the third parties which may result from its use. No license is granted by implication or otherwise under any intellectual property or other rights of TOSHIBA CORPORATION or others.
- The information contained herein is subject to change without notice.

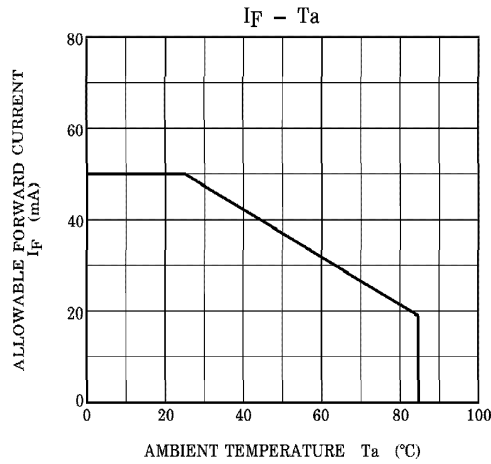
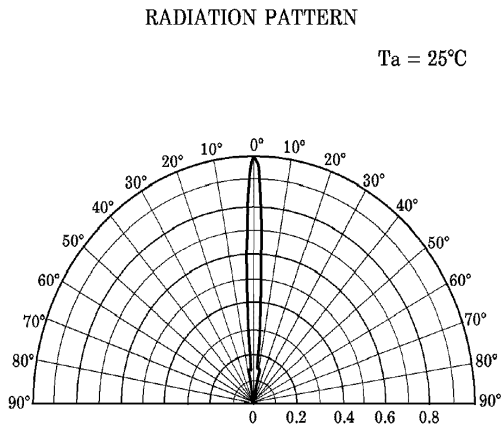
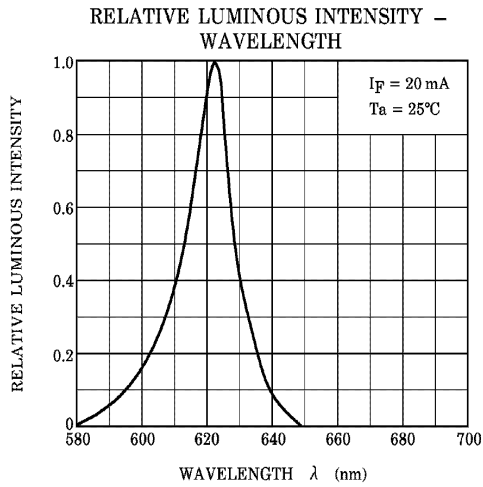
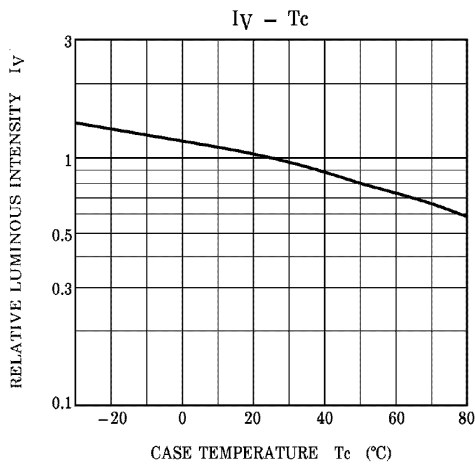
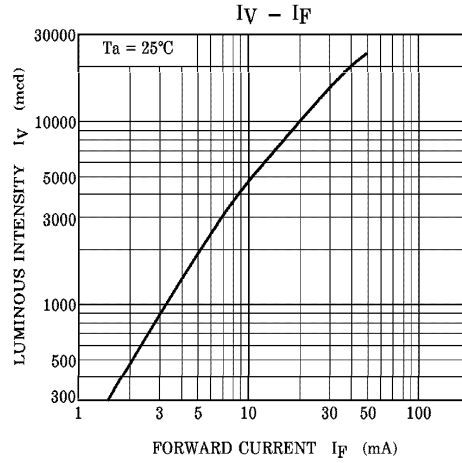
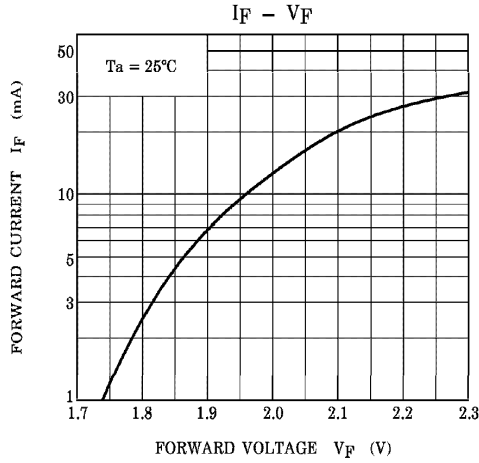
TLOH180P Graphs



TLRH180P Graphs



TLSH180P Graphs



TLYH180P Graphs

