

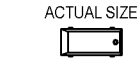
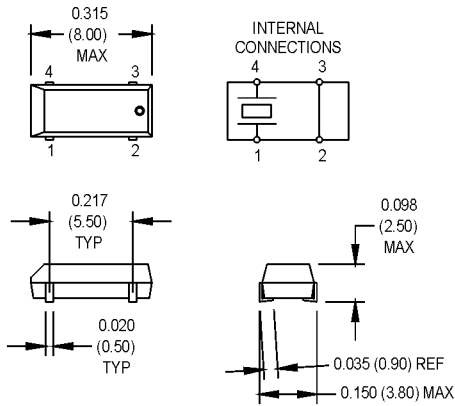
SX1555 Series

3.8x8.0x2.5 mm - 32.768 kHz, Surface Mount Crystals

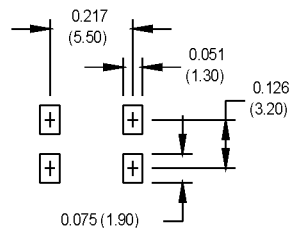


SX1555 00.0000 MHz (customer specified frequency)

SX1555-R 00.0000 MHz (RoHS Compliant and customer specified frequency)



SUGGESTED SOLDER PAD LAYOUT



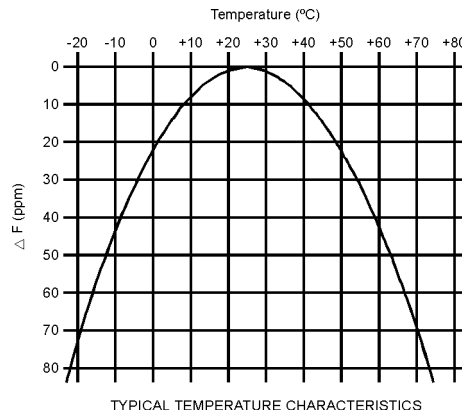
All dimensions in inches (mm).

Electrical/Environmental Specifications

PARAMETERS	VALUE
Frequency Range	32.768 kHz
Tolerance @ +25°C	±30 ppm
Aging	±3 ppm/yr. Max.
Shunt Capacitance	1.35 pF Typical
Load Capacitance	12.5 pF Typical
Standard Operating Conditions	See Table 1
Storage Temperature	-55°C to +125°C
Equivalent Series Resistance (ESR), Max.	50K Ω
Resonance	Parallel
Quality Factor	50,000 Min.
Turnover Temperature	+24°C ±4°C
Parabolic Curvature Constant	-0.034 ppm/°C ² , Typical
Drive Level	1.0 μW Max.
Solder Conditions ¹	240°C for 10 seconds max.
Mechanical Shock	MIL-STD-202, Method 213, C
Vibration	MIL-STD-202, Method 201 & 204
Solder Conditions	See "Figure 2" on page 147
Thermal Cycle	MIL-STD-883, Method 1010, B

Contact the factory for specifications not listed.
Use MtronPTI part number **5011-004** for ± 20 ppm tolerance.

Table 1



MtronPTI reserves the right to make changes to the product(s) and service(s) described herein without notice. No liability is assumed as a result of their use or application.

Please see www.mtronpti.com for our complete offering and detailed datasheets. Contact us for your application specific requirements: MtronPTI 1-800-762-8800.