




PRELIMINARY

SSR2010CTC

SOLID STATE DEVICES, INC

14849 Firestone Boulevard · La Mirada, CA 90638
Phone: (714) 670-SSDI (7734) · Fax: (714) 522-7424



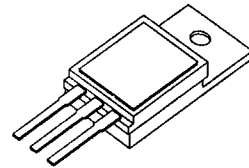
Designer's Data Sheet

**20 AMP
100 VOLTS
POSITIVE CENTERTAP
SCHOTTKY
RECTIFIER**

FEATURES:

- PIV: 100 Volts
- Low Reverse Leakage
- Low Forward Voltage Drop
- Guard Ring for Overvoltage protection
- Isolated Hermetically Sealed Power Package
- Low inductance leads
- Ideal for High Voltage Applications
- Custom Lead Forming Available
- Eutectic Die Attach
- 175°C Operating Temperature
- TX, TXV and Space Level Screening Available

CERAMIC TO-254C



MAXIMUM RATINGS

RATING	SYMBOL	VALUE	UNIT
Peak Repetitive Reverse and DC Blocking Voltage	VRRM	100	Volts
	VRWM		
	VR		
Average Rectified Forward Current (Resistive Load, 60Hz, Sine Wave, TA=25°C)	IO	20	Amps
Peak Surge Current (8.3 ms Pulse, Half Sine Wave Superimposed on IO, allow junction to reach equilibrium between pulses, TA=25°C)	IFSM	200	Amps
Operating and storage temperature	Top & Tstg	-65 to +175	°C
Maximum Thermal Resistance Junction to Case, both legs tied together	RθJC	1.0	°C/W

NOTE: All specifications are subject to change without notification. SCD's for these devices should be reviewed by SSDI prior to release.

DATA SHEET #: RS0079 B

MED

SSR2010CTC

PRELIMINARY



SOLID STATE DEVICES, INC

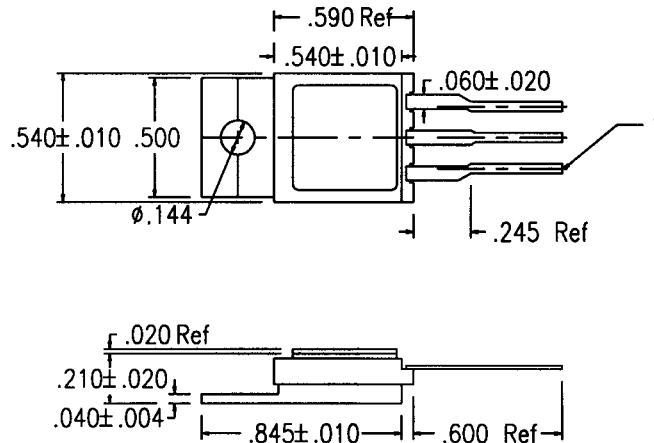
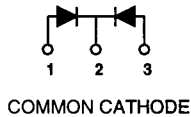
14849 Firestone Boulevard · La Mirada, CA 90638
 Phone: (714) 670-SSDI (7734) · Fax: (714) 522-7424

ELECTRICAL CHARACTERISTICS (Per Leg)

CHARACTERISTICS	SYMBOL	MAXIMUM	UNIT
Instantaneous Forward Voltage Drop (IF = 3 Adc, TA=25°C, 300µs Pulse) (IF = 5 Adc, TA=25°C, 300µs Pulse) (IF = 10 Adc, TA=25°C, 300µs Pulse)	VF1	0.73	Vdc
		0.80	
		0.90	
Instantaneous Forward Voltage Drop (IF = 5 Adc, TA= - 55°C, 300µs Pulse)	VF2	0.86	Vdc
Reverse Leakage Current (Rated VR, TA=25°C, 300µs pulse minimum)	IR1	50	µA
Reverse Leakage Current (Rated VR, TA=100°C, 300µs pulse minimum)	IR2	2	mA
Junction Capacitance (VR = 10 Vdc, TA=25°C, f= 1 MHz)	CJ	400	pf

CASE OUTLINE: CERAMIC TO-254

PIN OUT:
 PIN 1: ANODE 1
 PIN 2: CATHODE
 PIN 3: ANODE 2



TYPICAL OPERATING CURVES

(TA=25°C Unless otherwise specified)

