

## Descriptions

- Switching application
- Interface circuit and driver circuit application

## Features

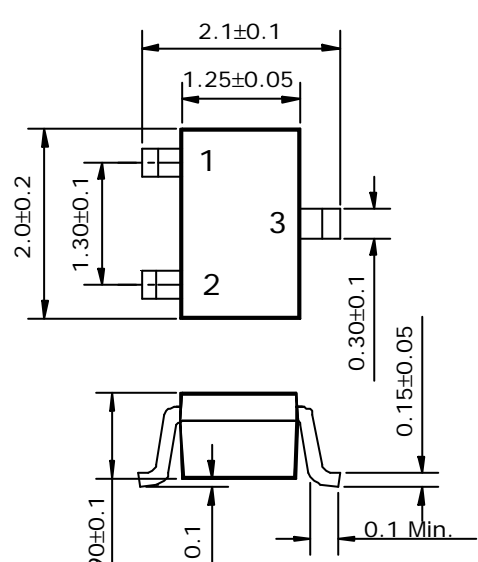
- With built-in bias resistors
- Simplify circuit design
- Reduce a quantity of parts and manufacturing process
- High packing density

## Ordering Information

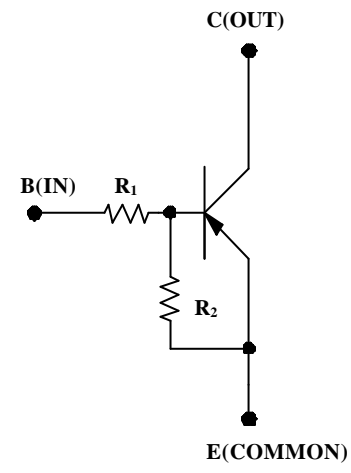
Type NO.	Marking	Package Code
SRA2206U	6R	SOT-323

## Outline Dimensions

unit : mm



### Equivalent Circuit



R <sub>1</sub>	R <sub>2</sub>
4.7KW	47KW

### PIN Connections

1. Base
2. Emitter
3. Collector

**Absolute maximum ratings**

(Ta=25° C)

Characteristic	Symbol	Ratings	Unit
Out Voltage	$V_O$	-50	V
Input Voltage	$V_I$	-20	V
Out Current	$I_O$	-100	mA
Power Dissipation	$P_D$	200	mW
Junction Temperature	$T_J$	150	°C
Storage Temperature	$T_{STG}$	-55 ~ 150	°C

**Electrical Characteristics**

(Ta=25° C)

Characteristic	Symbol	Test Condition	Min.	Typ.	Max.	Unit
Output Cut-off Current	$I_{O(OFF)}$	$V_O=-50V, V_I=0$	-	-	-500	nA
DC Current Gain	$G_I$	$V_O=-5V, I_O=-10mA$	80	200	-	-
Output Voltage	$V_{O(ON)}$	$I_O=-10mA, I_I=-0.5mA$	-	-0.1	-0.3	V
Input Voltage (ON)	$V_{I(ON)}$	$V_O=-0.2V, I_O=-5mA$	-	-0.9	-1.3	V
Input Voltage (OFF)	$V_{I(OFF)}$	$V_O=-5V, I_O=-0.1mA$	-0.5	-0.65	-	V
Transition Frequency	$f_T^*$	$V_O=-10V, I_O=-5mA$	-	200	-	MHz
Input Current	$I_I$	$V_I=-5V$	-	-	-1.8	mA

\* : Characteristic of Transistor Only

Electrical Characteristic Curves

Fig. 1  $I_O - V_{I(ON)}$

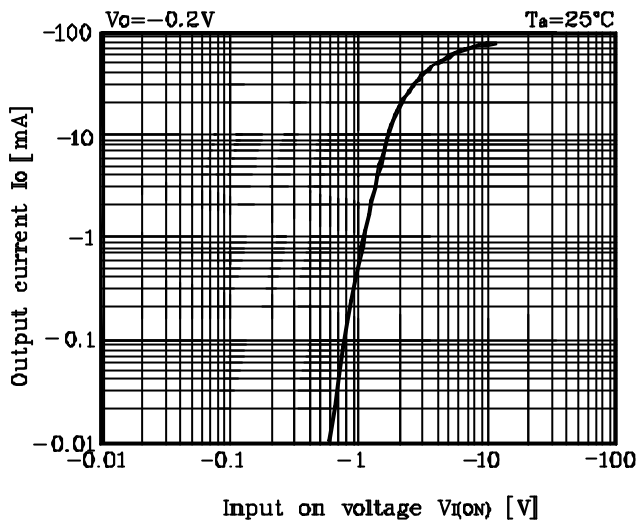


Fig. 2  $I_O - V_{I(OFF)}$

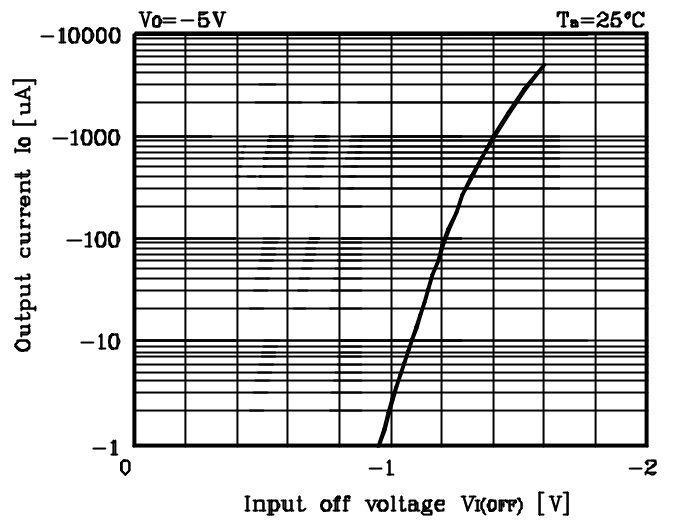


Fig. 3  $G_I - I_O$

