

Near edge thermal Printhead

SJ3002-EC60A

A near-edge structure and Real Flat glazing technology make it possible to use the NE printhead for straight path printing. This thermal printhead is made for card and heavy stock paper applications. Because the thickness and quality of the print media matter little, the NE is suitable for a wide range of applications.

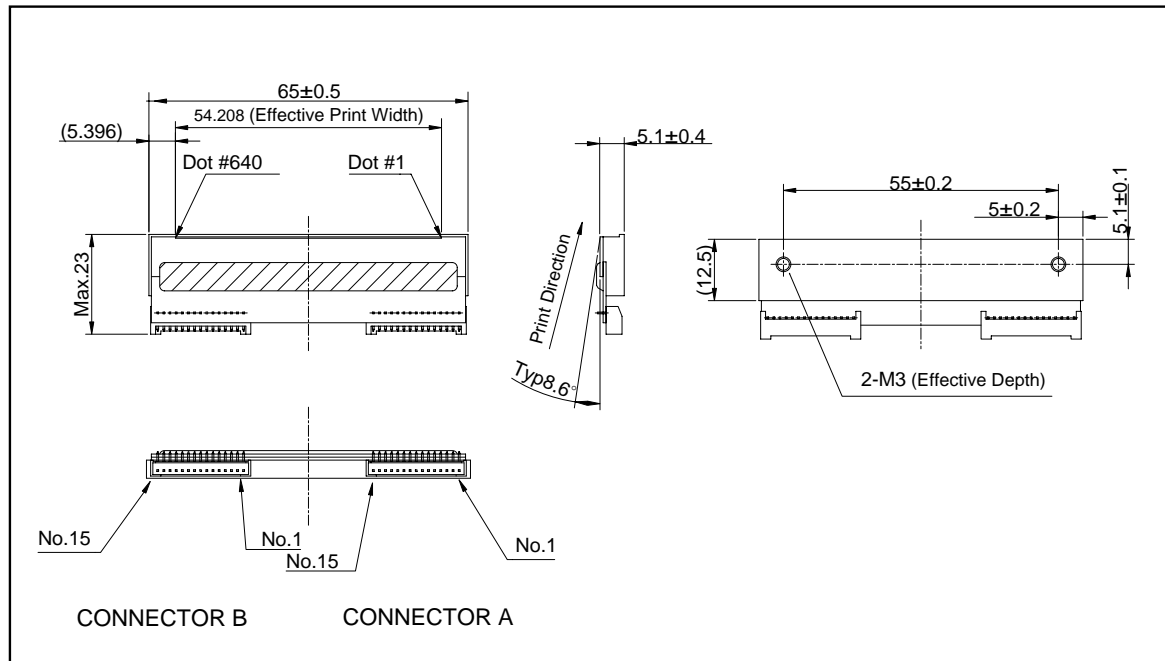
●Applications

Card printers
Ticket printers

●Features

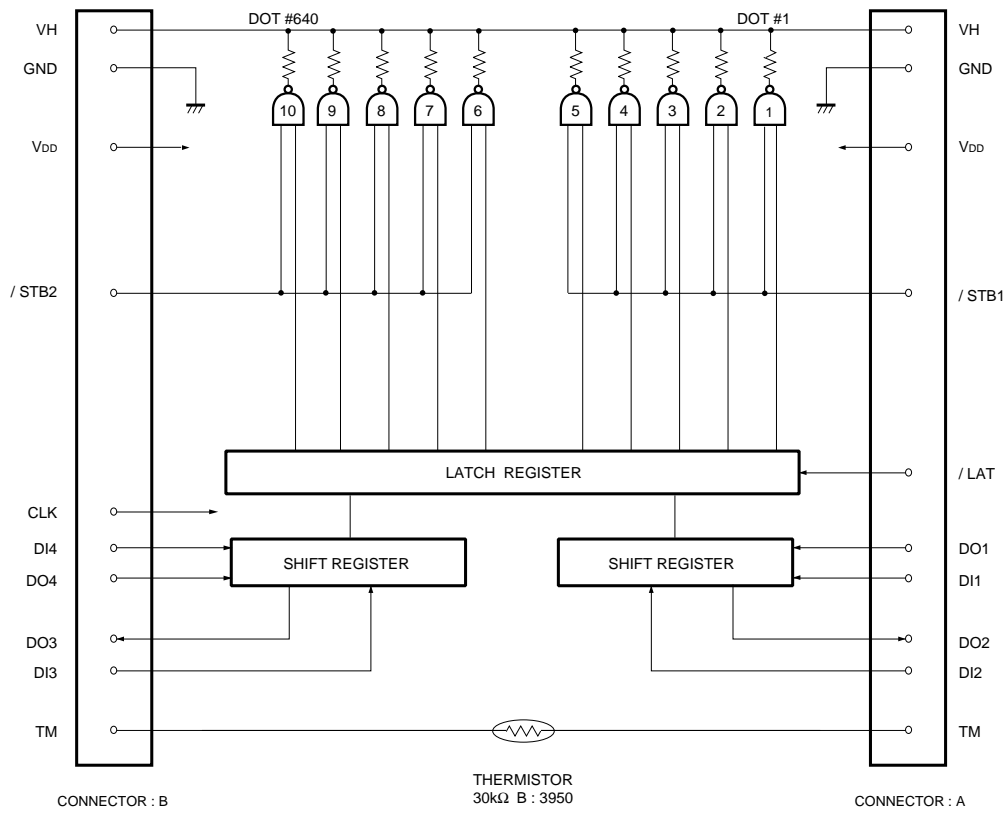
- 1) ROHM new technology "STEP FREE" structure will provide, high corrosion resistance, better resistance against scratching damage, high efficiency.
- 2) The use of ROHM's proprietary G-form structure ensures a compact form and light weight. Naturally, it also means that the NE can be used without a heat sink. This gives engineers greater freedom when designing the printer mechanics.
- 3) Owing to the excellent smoothness of the surface of the print face, it is possible to achieve excellent print quality even when printing on hard card.
- 4) Inclined toward the printing surface to provide excellent printing quality even for cards and thick paper.

●External dimensions (Unit : mm)



Printheads

●Equivalent circuit



DI No.	DOT No.
DI4	640 to 449
DI3	448 to 321
DI2	320 to 193
DI1	192 to 1

/ STB No.	DOT No.
/ STB2	640 to 257
/ STB1	256 to 1

Fig. 1

Printheads

●Pin configuration

CONNECTOR A

PIN No.	SIGNALS
1	V _H
2	V _H
3	V _H
4	V _{DD}
5	/LAT
6	DI1
7	DO1
8	GND
9	GND
10	GND
11	GND
12	DI2
13	DO2
14	/STB1
15	TM

CONNECTOR B

PIN No.	SIGNALS
1	TM
2	/STB2
3	DI3
4	DO3
5	GND
6	GND
7	GND
8	GND
9	DI4
10	DO4
11	CLK
12	V _{DD}
13	V _H
14	V _H
15	V _H

●Characteristics

Parameter	Symbol	Typ.	Unit
Dot pitch	–	0.0847	mm
Pulse width	T _{on}	0.47	ms
Pulse cycle	SLT	1.5	ms
Applied power	P _o	0.19	W / dot
Applied voltage	V _H	24.0	V
Maximum clock frequency	–	10	MHz
Maximum roller diameter	–	∞	–
Life	–	50 / 1×10 ⁸	km / pulses
Maximum number of dots energized simultaneously	–	320	dots
Operating temperature	–	5~45	°C
Effective printing width	–	54.208	mm
Total dot number	–	640	dots
Res. value of heat element	R _{ave}	3000	Ω

Printheads

● Electrical characteristic curves

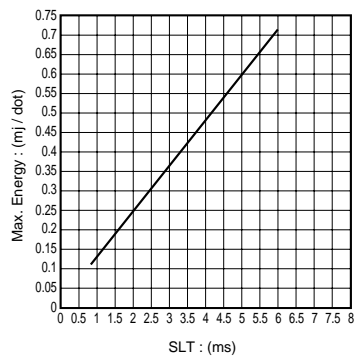


Fig.2 Maximum print energy

Notes

- No technical content pages of this document may be reproduced in any form or transmitted by any means without prior permission of ROHM CO.,LTD.
- The contents described herein are subject to change without notice. The specifications for the product described in this document are for reference only. Upon actual use, therefore, please request that specifications to be separately delivered.
- Application circuit diagrams and circuit constants contained herein are shown as examples of standard use and operation. Please pay careful attention to the peripheral conditions when designing circuits and deciding upon circuit constants in the set.
- Any data, including, but not limited to application circuit diagrams information, described herein are intended only as illustrations of such devices and not as the specifications for such devices. ROHM CO.,LTD. disclaims any warranty that any use of such devices shall be free from infringement of any third party's intellectual property rights or other proprietary rights, and further, assumes no liability of whatsoever nature in the event of any such infringement, or arising from or connected with or related to the use of such devices.
- Upon the sale of any such devices, other than for buyer's right to use such devices itself, resell or otherwise dispose of the same, no express or implied right or license to practice or commercially exploit any intellectual property rights or other proprietary rights owned or controlled by
- ROHM CO., LTD. is granted to any such buyer.
- Products listed in this document are no antiradiation design.

The products listed in this document are designed to be used with ordinary electronic equipment or devices (such as audio visual equipment, office-automation equipment, communications devices, electrical appliances and electronic toys).

Should you intend to use these products with equipment or devices which require an extremely high level of reliability and the malfunction of which would directly endanger human life (such as medical instruments, transportation equipment, aerospace machinery, nuclear-reactor controllers, fuel controllers and other safety devices), please be sure to consult with our sales representative in advance.

About Export Control Order in Japan

Products described herein are the objects of controlled goods in Annex 1 (Item 16) of Export Trade Control Order in Japan.

In case of export from Japan, please confirm if it applies to "objective" criteria or an "informed" (by MITI clause) on the basis of "catch all controls for Non-Proliferation of Weapons of Mass Destruction.