



# RM126

## Low Cost Inverted Mesa Crystals Blanks 50 - 700 MHz for 5 x7 mm SMD & UM-1/HC45

XECO's RM126 series offers 50 to 700 MHz operation (measured in fundamental mode) and is designed to fit in 5x7mm packages and provide a cost effective solution to high volume high frequency production. The RM126 will fit into modified clip UM-1 and HC45 style packages. XECO proprietary processes yield a clean mesa and transition area to achieve high performance, and XECO plating assures accurate electrode placement for maximizing performance at high frequencies.

This series offers standard round electrodes from 5 to 45 mils and special shapes are possible using XECO proprietary plating process which provides excellent alignment accuracy. Standard plating processes for oscillator are chrome-gold, or Aluminum with gold contacts to assure good bond with mounting adhesives, or 100% Aluminum.

These crystals blanks are also supplied with Gold, Aluminum, or Aluminum electrodes with gold flags/contacts. Special or custom designs are supported.

### Features

Stable oscillation  
3.20 mm x 1.83 mm size for mounting across typical 5 x 7mm package crystal mounts  
Various Electrodes sizes for frequency and C1/C0 ratios  
Tune Low and Tune High options  
High Q, chemically etched, free of etch channels or scratches in the Mesa area  
Accurate placement of electrodes

### Benefits:

Excellent oscillator performance  
Easy conversion to 5x7mm package  
High Frequency Operation is available  
Lower cost

### Applications

Small packaged crystals for precise frequency control applications  
Customer applications for SONET, 10G, 1G, Storage, network communications

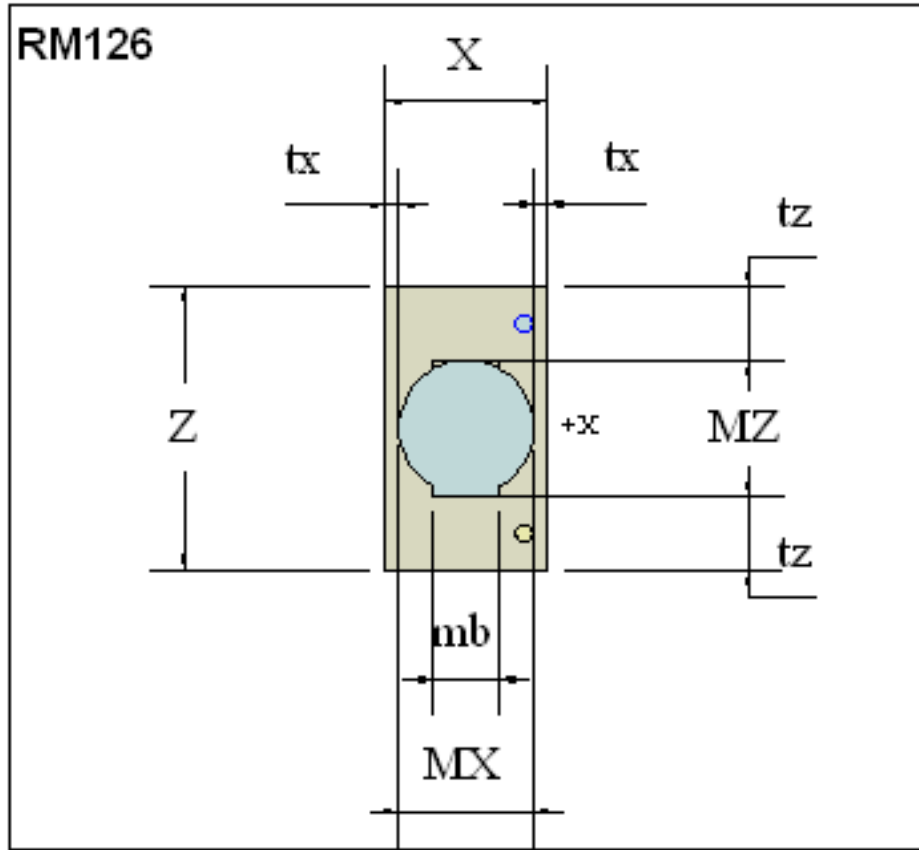
<b>Operation Mode</b>	Fundamental or Overtone
<b>Frequency Range</b>	50 to 700 MHz
<b>Frequency Range 3Rd:</b>	150 to 2.10 GHz
<b>Frequency Tolerance</b>	+/- 0.010 F <sup>2</sup> (489KHz at 156.25)
<b>Material and Q</b>	Low Etch Channel Pure Z Quartz with a Q minimum of 1.8 Million
<b>Surface Finish</b>	Polished
<b>Angle</b>	Std AT cut 35D8' to 35D29' [EFG 3D6' t
<b>Angle Tolerance</b>	+/- 2', +/-1', +/-0.5'
<b>Dimensions (mm)</b>	3.20 x 1.83 x 0.109 mm
<b>Dimensions (inches)</b>	0.126 x 0.071 x 0.00429"
<b>Electrode Size</b>	0.125mm to 1.15 mm, 5 mils to 45 mils
<b>Electrode Style</b>	Contacts at opposite ends or same end
<b>Electrode Material</b>	Chrome Gold or Aluminum
<b>Electrode Freq. Tol.:</b>	+/- 0.015 F <sup>2</sup> (4
<b>Contact Material:</b>	Same as Electrode material or Chrome-Gold with Aluminum
<b>Ship Pack Method</b>	Vacuum sealed wafflepack
<b>Specification Note</b>	Custom or special requirements available

\*Xeco standard plateback or per customer requirements

For more information, sales and technical support:



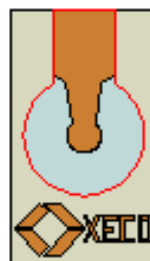
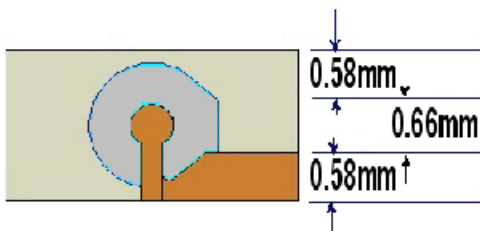
9101 W. Sahara Ave Suite 105-E10, Las Vegas, NV.  
89117 Phone: 702-597-2495 Fax: 702-920-8405  
Email: sales@vcamerica.com



### Device Dimensions

mm		
	mm	Tolerances
X	1.829	+0.000 -0.025
Z	3.200	+0.000 -0.025
MX	1.524	+0.025 -0.025
MZ	1.524	+0.025 -0.025
ma	0.533	+0.001 -0.001
mb	0.762	+0.003 -0.003
mc		+0.001 -0.001
md		+0.001 -0.001
m:		+0.002 -0.002
tx	0.152	+0.013 -0.013
t:	0.838	+0.013 -0.013
m:	NA	NA
arcS	NA	NA

Inches		
	mils (0.001")	Tolerances
X	72.00	+0.00 -1.00
Z	126.00	+0.00 -1.00
MX	60.00	+1.00 -1.00
MZ	60.00	+1.00 -1.00
ma	21.00	+0.05 -0.05
mb	30.00	+0.10 -0.10
mc		+0.05 -0.05
md		+0.05 -0.05
m:		+0.08 -0.08
tx	6.00	+0.5 -0.5
t:	33.00	+0.5 -0.5
m:	NA	NA
arcS	NA	NA



For more information, sales and technical support:

**VC**America

9101 W. Sahara Ave Suite 105-E10, Las Vegas, NV.  
89117 Phone: 702-597-2495 Fax: 702-920-8405  
Email: sales@vcamerica.com