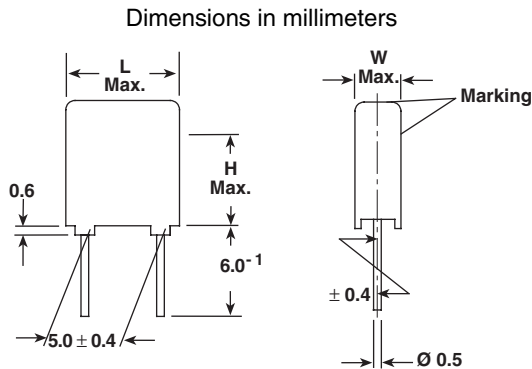


Metallized Polycarbonate Film Capacitor

Related Document: IEC 60384-6


MAIN APPLICATIONS

High frequency coupling and decoupling for fast digital and analog IC's; filter, timing and integrating circuits.

MARKING

Manufacturer's logo/type/C-value/rated voltage/tolerance/date of manufacture

DIELECTRIC

Polycarbonate film

ELECTRODES

Vacuum deposited aluminum

COATING

Flame retardant plastic case (UL-class 94 V-0) red, epoxy resin sealed

CONSTRUCTION

Extended metallized film (refer to general information)

LEADS

Tinned wire

IEC TEST CLASSIFICATION

55/100/21, according to IEC 60068

OPERATING TEMPERATURE RANGE

- 55°C to + 100°C

MAXIMUM PULSE RISE TIME

PCM (mm)	Maximum Pulse Rise Time d_v/d_t [V/ μ s]	
	63 VDC	100 VDC
5	17	24

If the maximum pulse voltage is less than the rated voltage higher d_v/d_t values can be permitted.

DISSIPATION FACTOR $\tan \delta$

MEASURED AT	$C \leq 0.1\mu\text{F}$	$0.1\mu\text{F} < C \leq 1.0\mu\text{F}$
1kHz	3×10^{-3}	3×10^{-3}
10kHz	4×10^{-3}	4×10^{-3}
100kHz	10×10^{-3}	—
Maximum values		

FEATURES

Product is completely lead (Pb)-free.
Product is RoHS compliant.


CAPACITANCE RANGE

0.01 μ F to 0.33 μ F


CAPACITANCE TOLERANCES

$\pm 20\%$ (M), $\pm 10\%$ (K), $\pm 5\%$ (J)

RoHS
COMPLIANT

RATED VOLTAGES (U_R)

63 VDC, 100 VDC

PERMISSIBLE AC VOLTAGES (RMS) UP TO 60HZ

40 VAC, 63 VAC

TEST VOLTAGE (ELECTRODE/ELECTRODE)

1.6 x U_R for 2 s

INSULATION RESISTANCE

Measured at 100 VDC (63 VDC series measured at 50 VDC) after one minute
3750 M Ω minimum value (50,000 M Ω typical value)

CAPACITANCE DRIFT

Up to + 40°C, $\pm 1\%$ for a period of two years

DERATING FOR DC AND AC CATEGORY VOLTAGE U_C

At + 85°C: $U_C = 1.0 U_R$
At + 100°C: $U_C = 0.8 U_R$

SELF INDUCTANCE

~ 6 nH measured with 2mm long leads

PULL TEST ON LEADS

≥ 30 N in direction of leads according to IEC 60068-2-21

RELIABILITY

Operational life > 300,000 h
Failure rate < 1 FIT (40°C and 0.5 x U_R)

For further details, please refer to the general information available at www.vishay.com/doc?26033.



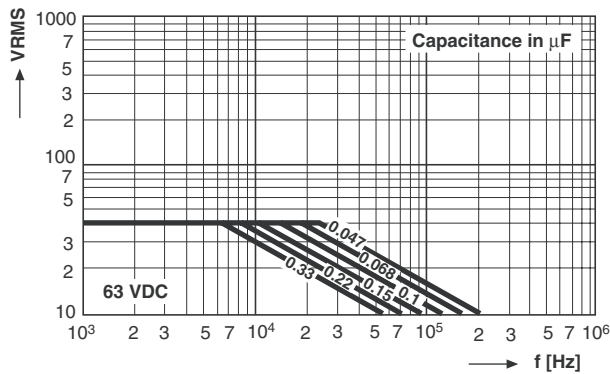
CAPACITANCE	CAPACITANCE CODE	VOLTAGE CODE 06 63 VDC/ 40 VAC			VOLTAGE CODE 01 100 VDC/ 63 VAC		
		W	H	L	W	H	L
0.01μF	- 310	—	—	—	2.5	6.0	7.5
0.015μF	- 315	—	—	—	2.5	6.0	7.5
0.022μF	- 322	—	—	—	2.5	6.0	7.5
0.033μF	- 333	—	—	—	2.5	6.0	7.5
0.047μF	- 347	2.5	6.0	7.5	—	—	—
0.068μF	- 368	2.5	6.0	7.5	—	—	—
0.10μF	- 410	3.5	8.5	7.5	—	—	—
0.15μF	- 415	3.5	8.5	7.5	—	—	—
0.22μF	- 422	4.5	9.5	7.5	—	—	—
0.33μF	- 433	5.0	10.0	7.5	—	—	—

Further C-values upon request

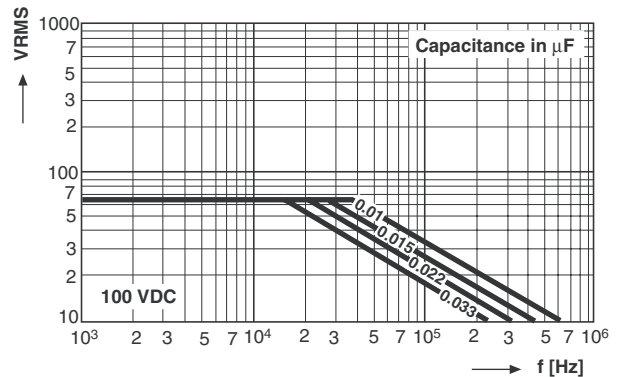
RECOMMENDED PACKAGING

LETTER CODE	TYPE OF PACKAGING	HEIGHT (H) (mm)	REEL DIAMETER (mm)	ORDERING CODE EXAMPLE	PCM 5
D	AMMO	16.5	S*	MKC 1858-433-065-D	X
G	AMMO	18.5	S*	MKC 1858-433-065-G	X
F	REEL	16.5	350	MKC 1858-433-065-F	X
W	REEL	18.5	350	MKC 1858-433-065-W	X
—	BULK	—	—	MKC 1858-433-065	X

*S = box size 55 x 210 x 340mm (W x H x L)



Permissible AC Voltage versus Frequency



Permissible AC Voltage versus Frequency



Notice

Specifications of the products displayed herein are subject to change without notice. Vishay Intertechnology, Inc., or anyone on its behalf, assumes no responsibility or liability for any errors or inaccuracies.

Information contained herein is intended to provide a product description only. No license, express or implied, by estoppel or otherwise, to any intellectual property rights is granted by this document. Except as provided in Vishay's terms and conditions of sale for such products, Vishay assumes no liability whatsoever, and disclaims any express or implied warranty, relating to sale and/or use of Vishay products including liability or warranties relating to fitness for a particular purpose, merchantability, or infringement of any patent, copyright, or other intellectual property right.

The products shown herein are not designed for use in medical, life-saving, or life-sustaining applications. Customers using or selling these products for use in such applications do so at their own risk and agree to fully indemnify Vishay for any damages resulting from such improper use or sale.