

Optical-Electrical Characteristics

@ T_A=25°C

Parameter	Test Conditions	Symbol	Min.	Typ .	Max.	Unit
Collector-Emitter Breakdown Voltage	I _c =0.1mA E _e =0	V _{(BR)CEO}	30			V
Emitter-Collector Breakdown Voltage	I _e =0.1mA E _e =0	V _{(BR)ECO}	5			V
Collector-Emitter Saturation Voltage	I _c =0.5 mA E _e =0.1mW/cm ²	V _{CE(SAT)}		0.1	0.4	V
Rise Time	V _R =5V, R _L =1KΩ	Tr				μS
Fall Time			I _C =1mA			
Collector Dark Current	V _{CE} =10V E _e =0	I _{CEO}			100	nA
On State Collector Current	V _{CE} =5V E _e =0.1mW/cm ²	I _{C(ON)}	0.16	0.4		mA

Typical Optical-Electrical Characteristic Curves

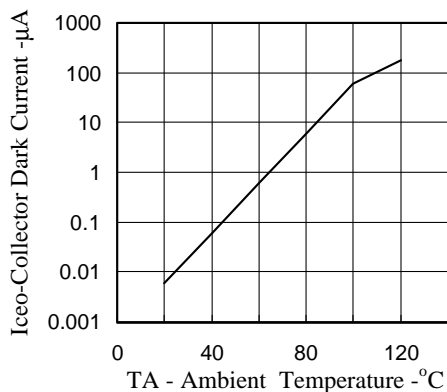


FIG.1 COLLECTOR DARK CURRENT VS AMBIENT TEMPERATURE

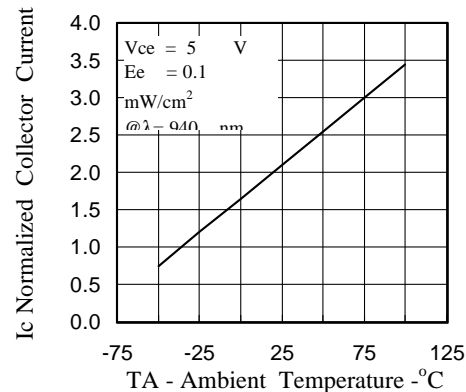


FIG.2 NORMALIZED COLLECTOR CURRENT VS AMBIENT TEMPERATURE

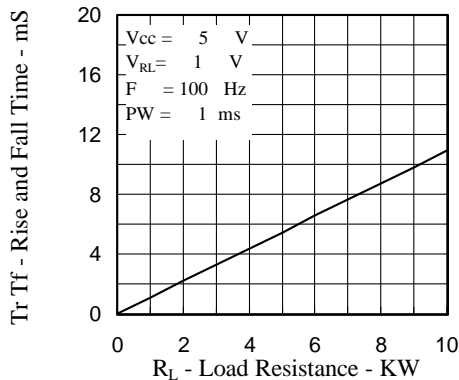


FIG.3 RISE AND FALL TIME VS LOAD RESISTANCE

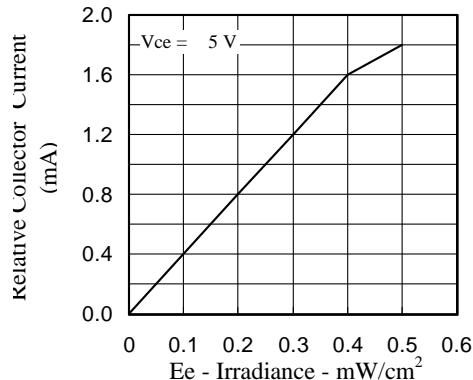


FIG.4 RELATIVE COLLECTOR CURRENT VS IRRADIANCE