


Surface Mount Transformers/Inductors, Gapped and Ungapped, Custom Configurations Available



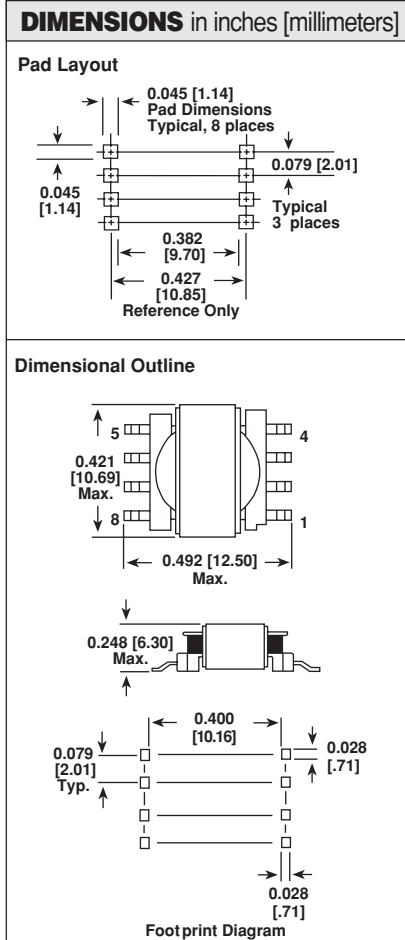
ELECTRICAL SPECIFICATIONS

Inductance Range: 10 μ H to 47000 μ H, measured at 0.10V RMS @ 10kHz without DC current, using an HP 4263A or HP 4284A impedance analyzer.

DC Resistance Range: 0.03 ohm to 19.1 ohms, measured at + 25°C \pm 5°C.

Rated Current Range: 2.00 amps to .09 amps.

Dielectric Withstanding Voltage: 500V RMS, 60Hz, 5 seconds.



NOTE: Pad layout guidelines per MIL-STD-275E (printed wiring for electronic equipment). Tolerances: xx \pm 0.01" [\pm 0.25mm], xxx \pm 0.005" [\pm 0.12mm].

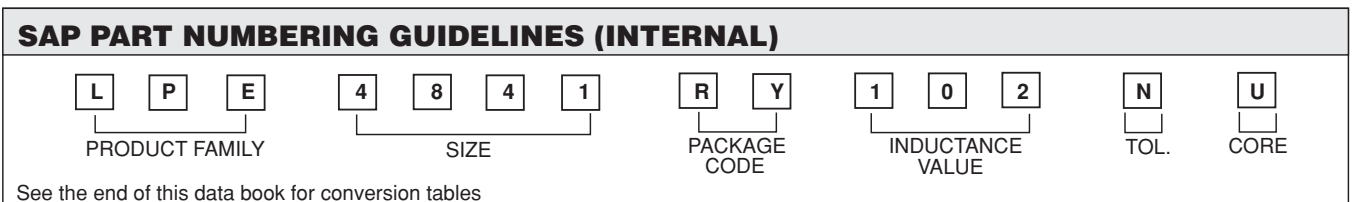
STANDARD ELECTRICAL SPECIFICATIONS						
MODEL	IND. (μ H)	IND. TOL.	SCHEMATIC LETTER	DCR MAX. (Ohms)	MAX. RATED* DC CURRENT (Amps)	SATURATING** CURRENT (Amps)
Ungapped Models						
LPE-4841-101NA	100	\pm 30%	A	0.17	.88	N/A
LPE-4841-151NA	150	\pm 30%	A	0.21	.79	N/A
LPE-4841-221NA	220	\pm 30%	A	0.25	.72	N/A
LPE-4841-331NA	330	\pm 30%	A	0.30	.65	N/A
LPE-4841-471NA	470	\pm 30%	A	0.36	.60	N/A
LPE-4841-681NA	680	\pm 30%	A	0.44	.54	N/A
LPE-4841-102NA	1000	\pm 30%	A	0.53	.49	N/A
LPE-4841-152NA	1500	\pm 30%	A	0.65	.45	N/A
LPE-4841-222NA	2200	\pm 30%	A	0.79	.40	N/A
LPE-4841-332NA	3300	\pm 30%	A	1.55	.29	N/A
LPE-4841-472NA	4700	\pm 30%	A	1.85	.26	N/A
LPE-4841-682NA	6800	\pm 30%	A	4.36	.17	N/A
LPE-4841-103NA	10,000	\pm 30%	A	5.29	.16	N/A
LPE-4841-153NA	15,000	\pm 30%	A	6.48	.14	N/A
LPE-4841-223NA	22,000	\pm 30%	A	13.1	.10	N/A
LPE-4841-333NA	33,000	\pm 30%	A	16.0	.09	N/A
LPE-4841-473NA	47,000	\pm 30%	A	19.1	.08	N/A
Gapped Models						
LPE-4841-100MB	10	\pm 20%	B	0.03	2.03	2.320
LPE-4841-150MB	15	\pm 20%	B	0.04	1.84	1.925
LPE-4841-220MB	22	\pm 20%	C	0.07	1.32	1.610
LPE-4841-330MB	33	\pm 20%	C	0.09	1.20	1.330
LPE-4841-470MB	47	\pm 20%	D	0.13	.98	1.125
LPE-4841-680MB	68	\pm 20%	D	0.21	.79	.941
LPE-4841-101MB	100	\pm 20%	E	0.35	.58	.781
LPE-4841-151MB	150	\pm 20%	E	0.48	.52	.641
LPE-4841-221MB	220	\pm 20%	E	0.73	.42	.532
LPE-4841-331MB	330	\pm 20%	E	1.14	.34	.436
LPE-4841-471MB	470	\pm 20%	E	1.36	.31	.366
LPE-4841-681MB	680	\pm 20%	E	2.07	.25	.305
LPE-4841-102MB	1000	\pm 20%	E	3.15	.20	.252
LPE-4841-152MB	1500	\pm 20%	E	4.76	.16	.206
LPE-4841-222MB	2200	\pm 20%	E	7.29	.13	.170
LPE-4841-332MB	3300	\pm 20%	E	11.7	.11	.139
LPE-4841-472MB	4700	\pm 20%	E	17.7	.09	.117

*DC current that will create a maximum temperature rise of 30°C when applied at + 25°C ambient. **DC current that will typically reduce the initial inductance by 20%.

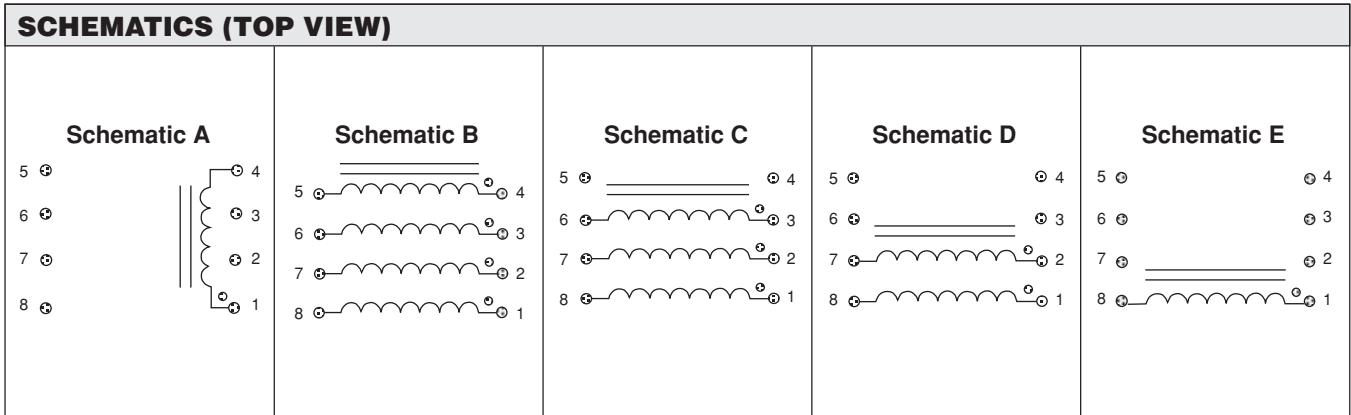
UNGAPPED MODELS: Highest possible inductance with the lowest DCR and highest Q capability. Beneficial in filter, impedance matching and line coupling devices.

GAPPED MODELS: Capable of handling large amounts of DC current, tighter inductance tolerance with better temperature stability than ungapped models. Beneficial in DC to DC converters or other circuits carrying DC currents or requiring inductance stability over a temperature range.

DESCRIPTION - LPE-4841-102NA				
LPE	4841	1000 μ H	\pm 30%	A
MODEL	SIZE	INDUCTANCE VALUE	INDUCTANCE TOLERANCE	CORE



See the end of this data book for conversion tables



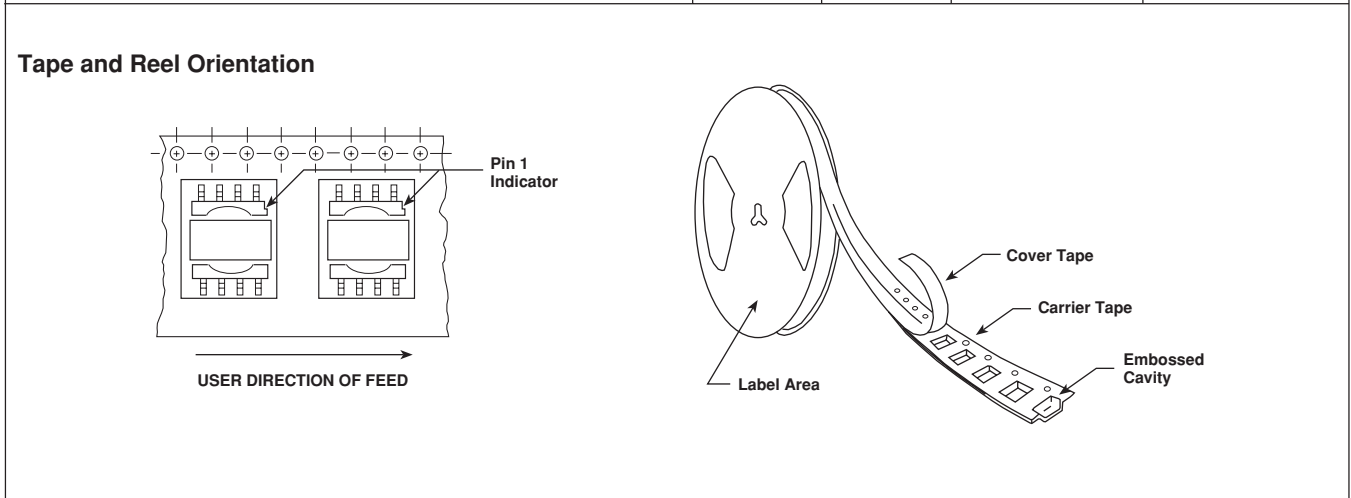
NOTE: Schematic A is for Ungapped LPE Series.

ENVIRONMENTAL PERFORMANCE	
TEST	CONDITIONS
Thermal Cycling	Withstands - 55°C to + 125°C
Operating Temperature	- 55°C to + 125°C*
High Humidity	85%
Soldering Heat	Tested to + 230°C
Mechanical Shock	Per MIL-STD-202, Method 213 (100g)
Vibration	Per MIL-STD-202, Method 204 (20g)
Solderability	Per industry standards

*Must be checked in end use application

PART MARKING	
—	Vishay Dale
—	Date code
—	Marking code (Suffix of model #)
—	Pin 1 indicator

PACKAGING											
TAPE SPECIFICATIONS: Carrier Tape Type: Conductive. Cover Tape Type: Anti-static. Cover Tape Adhesion to Carrier: 40 ± 30 grams.		STANDARDS: All embossed carrier tape packaging will be accomplished in compliance with latest revision of EIA-481 "Taping of Surface Mount Components for Automatic Placement".									
REEL SPECIFICATIONS: Diameter (flange): 13" [330.2mm]. Maximum Width (over flanges): 1.197" [30.4mm].		<table border="1"> <thead> <tr> <th>MODEL</th> <th>TAPE WIDTH</th> <th>COMPONENT PITCH</th> <th>UNITS PER 13 INCH REEL</th> </tr> </thead> <tbody> <tr> <td>LPE-4841</td> <td>24mm</td> <td>16mm</td> <td>600</td> </tr> </tbody> </table>	MODEL	TAPE WIDTH	COMPONENT PITCH	UNITS PER 13 INCH REEL	LPE-4841	24mm	16mm	600	
MODEL	TAPE WIDTH	COMPONENT PITCH	UNITS PER 13 INCH REEL								
LPE-4841	24mm	16mm	600								



NOTE: Top view shown with cover tape removed.