

L-53MWC WHITE

### Features

- HIGH EFFICIENCY.
- WHITE EMISSION,HIGH LUMINOUS INTENSITY.

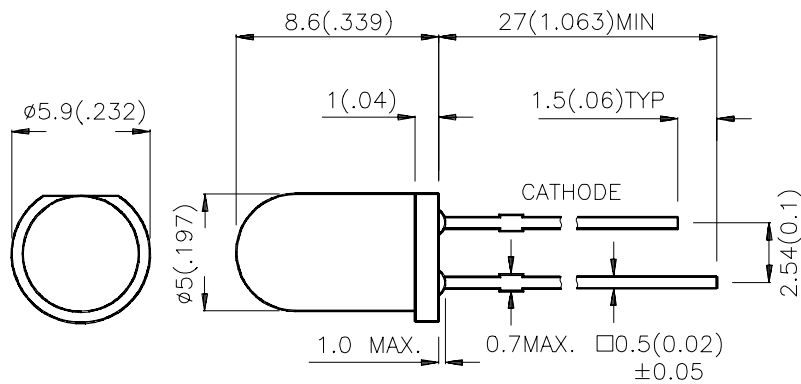
### Description

The source color devices are made with GaN on SiC Light Emitting Diode.

Static electricity and surge damage the LEDS. It is recommended to use a wrist band or anti-electrostatic glove when handling the LEDS.

All devices, equipment and machinery must be electrically grounded.

### Package Dimensions



#### Notes:

1. All dimensions are in millimeters (inches).
2. Tolerance is  $\pm 0.25 (0.01)$  unless otherwise noted.
3. Lead spacing is measured where the lead emerge package.
4. Specifications are subject to change without notice.

## Optical Characteristics

Part No.	Dice	Lens Type	Iv (mcd) @ 20 mA		Viewing Angle
			Min.	Typ.	2θ1/2
L-53MWC	WHITE (GaN)	WATER CLEAR	80	200	30°

Note:

1. θ1/2 is the angle from optical centerline where the luminous intensity is 1/2 the optical centerline value.

## Electrical / Optical Characteristics at T<sub>A</sub>=25°C

Symbol	Parameter	Device	Typ.	Max.	Units	Test Conditions
V <sub>F</sub>	Forward Voltage	White	3.8	4.5	V	IF=20mA
I <sub>R</sub>	Reverse Current	White		10	μA	VR = 5V
X	Chromaticity Coordinates	White	0.40			
Y			0.43			
C	Capacitance	White	65		pF	VF=0V, f =1MHz

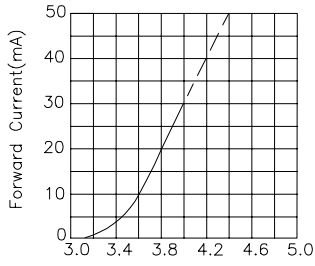
## Absolute Maximum Ratings at T<sub>A</sub>=25°C

Parameter	White	Units
Power dissipation	105	mW
DC Forward Current	30	mA
Peak Forward Current[1]	150	mA
Reverse Voltage	5	V
Operating Temperature	-40°C To +85°C	
Storage Temperature	-40°C To +85°C	
Lead Solder Temperature[2]	260°C For 5 Seconds	

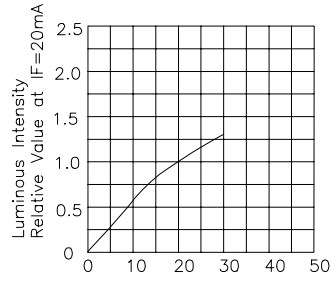
Notes:

- 1/10 Duty Cycle, 0.1ms Pulse Width.
- 4mm below package base.

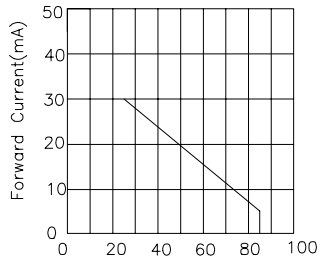
## White L-53MWC



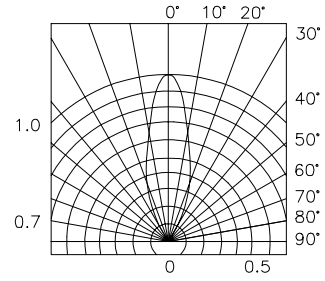
Forward Voltage(V)  
FORWARD CURRENT Vs  
FORWARD VOLTAGE



If-Forward Current (mA)  
LUMINOUS INTENSITY Vs.  
FORWARD CURRENT



Ambient Temperature TA(°C)  
FORWARD CURRENT  
DERATING CURVE



SPATIAL DISTRIBUTION