

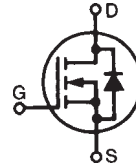
HiPerFET™ Power MOSFET

IXFN 72N55Q2

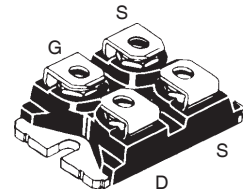
$V_{DSS} = 550 \text{ V}$
 $I_{D25} = 72 \text{ A}$
 $R_{DS(on)} = 72 \text{ m}\Omega$
 $t_{rr} \leq 250 \text{ ns}$

N-Channel Enhancement Mode
 Avalanche Rated, Low Q_g , Low Intrinsic R_g
 High dV/dt , Low t_{rr}

Preliminary Data Sheet



miniBLOC, SOT-227 B (IXFN)
 E153432



G = Gate D = Drain
 S = Source

Either Source terminal at miniBLOC can be used as Main or Kelvin Source

| Symbol | Test Conditions | Maximum Ratings | |
|---------------|---|-----------------|------------------|
| V_{DSS} | $T_J = 25^\circ\text{C}$ to 150°C | 550 | V |
| V_{DGR} | $T_J = 25^\circ\text{C}$ to 150°C ; $R_{GS} = 1 \text{ M}\Omega$ | 550 | V |
| V_{GS} | Continuous | ± 30 | V |
| V_{GSM} | Transient | ± 40 | V |
| I_{D25} | $T_C = 25^\circ\text{C}$ | 72 | A |
| I_{DM} | $T_C = 25^\circ\text{C}$, pulse width limited by T_{JM} | 288 | A |
| I_{AR} | $T_C = 25^\circ\text{C}$ | 72 | A |
| E_{AR} | $T_C = 25^\circ\text{C}$ | 60 | mJ |
| E_{AS} | $T_C = 25^\circ\text{C}$ | 5.0 | J |
| dv/dt | $I_S \leq I_{DM}$, $di/dt \leq 100 \text{ A}/\mu\text{s}$, $V_{DD} \leq V_{DSS}$ $T_J \leq 150^\circ\text{C}$, $R_G = 2 \Omega$ | 20 | V/ns |
| P_D | $T_C = 25^\circ\text{C}$ | 890 | W |
| T_J | | -55 ... +150 | $^\circ\text{C}$ |
| T_{JM} | | 150 | $^\circ\text{C}$ |
| T_{stg} | | -55 ... +150 | $^\circ\text{C}$ |
| V_{ISOL} | 50/60 Hz, RMS, $t = 1$ minute | 2500 | V |
| M_d | Mounting torque | 1.5/13 | Nm/lb.in. |
| | Terminal connection torque | 1.5/13 | Nm/lb.in. |
| Weight | | 30 | g |

Features

- Double metal process for low gate resistance
- miniBLOC, with Aluminium nitride isolation
- Unclamped Inductive Switching (UIS) rated
- Low package inductance
- Fast intrinsic Rectifier

Applications

- DC-DC converters
- Switched-mode and resonant-mode power supplies
- DC choppers
- Pulse generators

Advantages

- Easy to mount
- Space savings
- High power density

| Symbol | Test Conditions | Characteristic Values ($T_J = 25^\circ\text{C}$, unless otherwise specified) | | |
|--------------|---|---|------|---------------------------|
| | | min. | typ. | max. |
| V_{DSS} | $V_{GS} = 0 \text{ V}$, $I_D = 1 \text{ mA}$ | 550 | | V |
| $V_{GS(th)}$ | $V_{DS} = V_{GS}$, $I_D = 8 \text{ mA}$ | 2.5 | | 5.0 V |
| I_{GSS} | $V_{GS} = \pm 30 \text{ V}$, $V_{DS} = 0$ | | | $\pm 200 \text{ nA}$ |
| I_{DSS} | $V_{DS} = V_{DSS}$ $V_{GS} = 0 \text{ V}$ | | | 100 μA 5 mA |
| $R_{DS(on)}$ | $V_{GS} = 10 \text{ V}$, $I_D = 0.5 \cdot I_{D25}$ Note 1 | | | 72 m Ω |

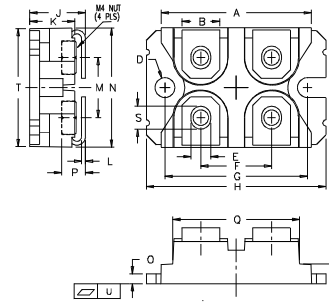
| Symbol | Test Conditions | Characteristic Values | | |
|---------------------------|---|---|-------|------|
| | | (T _J = 25°C, unless otherwise specified) | | |
| | | min. | typ. | max. |
| g_{fs} | V _{DS} = 10 V; I _D = 0.5 • I _{D25} Note 1 | 40 | 57 | S |
| C_{iss} | V _{GS} = 0 V, V _{DS} = 25 V, f = 1 MHz | | 10500 | pF |
| C_{oss} | | | 1500 | pF |
| C_{rss} | | | 230 | pF |
| t_{d(on)} | V _{GS} = 10 V, V _{DS} = 0.5 • V _{DSS} , I _D = 0.5 • I _{D25} R _G = 1 Ω (External) | | 30 | ns |
| t_r | | | 23 | ns |
| t_{d(off)} | | | 58 | ns |
| t_f | | | 10 | ns |
| Q_{g(on)} | V _{GS} = 10 V, V _{DS} = 0.5 • V _{DSS} , I _D = 0.5 • I _{D25} | | 258 | nC |
| Q_{gs} | | | 65 | nC |
| Q_{gd} | | | 123 | nC |
| R_{thJC} | | | 0.14 | K/W |
| R_{thCK} | | | 0.05 | K/W |

Source-Drain Diode

| Symbol | Test Conditions | Characteristic Values | | |
|-----------------------|---|---|------|--------|
| | | (T _J = 25°C, unless otherwise specified) | | |
| | | min. | typ. | max. |
| I_S | V _{GS} = 0 V | | | 72 A |
| I_{SM} | Repetitive; pulse width limited by T _{JM} | | | 288 A |
| V_{SD} | I _F = I _S , V _{GS} = 0 V, Note 1 | | | 1.5 V |
| t_{rr} | I _F = 25A -di/dt = 100 A/μs V _R = 100 V | | | 250 ns |
| Q_{RM} | | | 1.2 | μC |
| I_{RM} | | | 8 | A |

Note: 1. Pulse test, t ≤ 300 μs, duty cycle d ≤ 2 %

miniBLOC, SOT-227 B Outline



M4 screws (4x) supplied

| Dim. | Millimeter | | Inches | |
|------|------------|-------|--------|-------|
| | Min. | Max. | Min. | Max. |
| A | 31.50 | 31.88 | 1.240 | 1.255 |
| B | 7.80 | 8.20 | 0.307 | 0.323 |
| C | 4.09 | 4.29 | 0.161 | 0.169 |
| D | 4.09 | 4.29 | 0.161 | 0.169 |
| E | 4.09 | 4.29 | 0.161 | 0.169 |
| F | 14.91 | 15.11 | 0.587 | 0.595 |
| G | 30.12 | 30.30 | 1.186 | 1.193 |
| H | 38.00 | 38.23 | 1.496 | 1.505 |
| J | 11.68 | 12.22 | 0.460 | 0.481 |
| K | 8.92 | 9.60 | 0.351 | 0.378 |
| L | 0.76 | 0.84 | 0.030 | 0.033 |
| M | 12.60 | 12.85 | 0.496 | 0.506 |
| N | 25.15 | 25.42 | 0.990 | 1.001 |
| O | 1.98 | 2.13 | 0.078 | 0.084 |
| P | 4.95 | 5.97 | 0.195 | 0.235 |
| Q | 26.54 | 26.90 | 1.045 | 1.059 |
| R | 3.94 | 4.42 | 0.155 | 0.174 |
| S | 4.72 | 4.85 | 0.186 | 0.191 |
| T | 24.59 | 25.07 | 0.968 | 0.987 |
| U | -0.05 | 0.1 | -0.002 | 0.004 |

IXYS reserves the right to change limits, test conditions, and dimensions.

IXYS MOSFETs and IGBTs are covered by one or more of the following U.S. patents:

4,835,592 4,881,106 5,017,508 5,049,961 5,187,117 5,486,715 6,306,728B1 6,259,123B1 6,306,728B1
4,850,072 4,931,844 5,034,796 5,063,307 5,237,481 5,381,025 6,404,065B1 6,162,665 6,534,343

Fig. 1. Output Characteristics @ 25 Deg. C

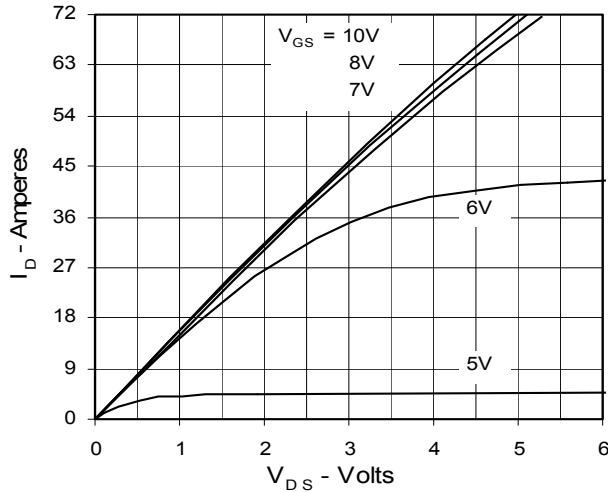


Fig. 2. Extended Output Characteristics @ 25 deg. C

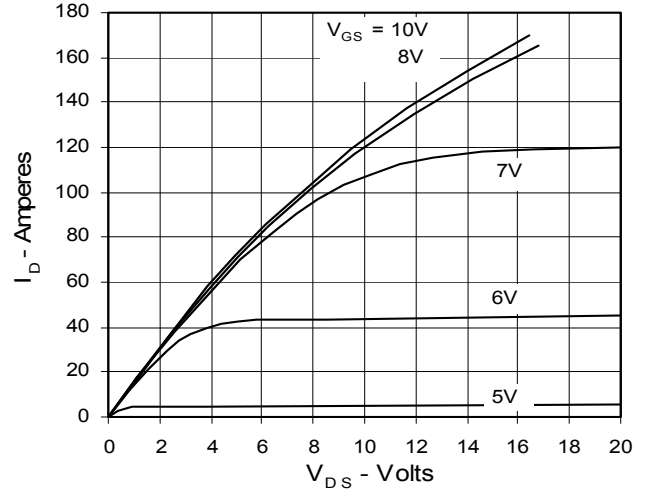


Fig. 3. Output Characteristics @ 125 Deg. C

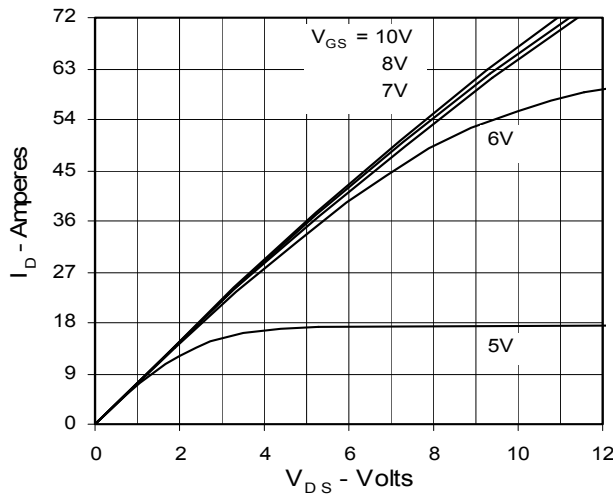


Fig. 4. R_DS(on) Normalized to I_D25 Value vs. Junction Temperature

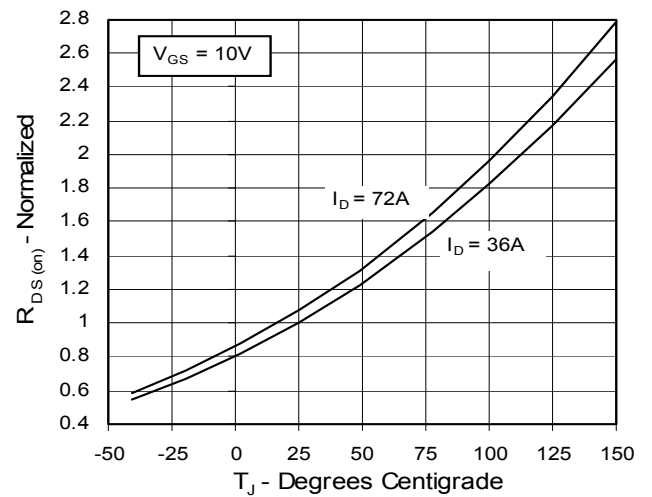


Fig. 5. R_DS(on) Normalized to I_D25 Value vs. I_D

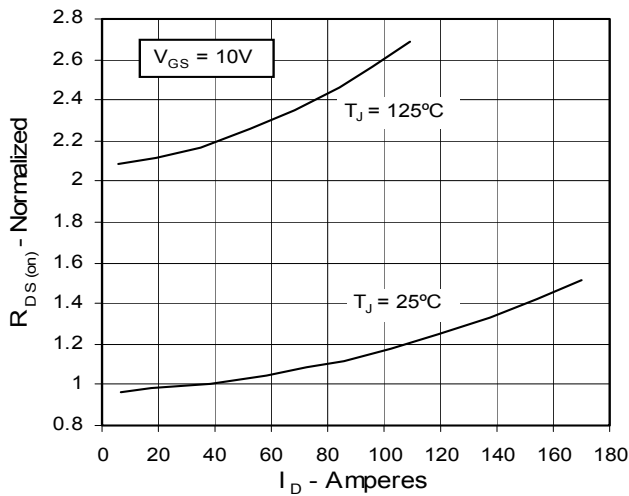


Fig. 6. Drain Current vs. Case Temperature

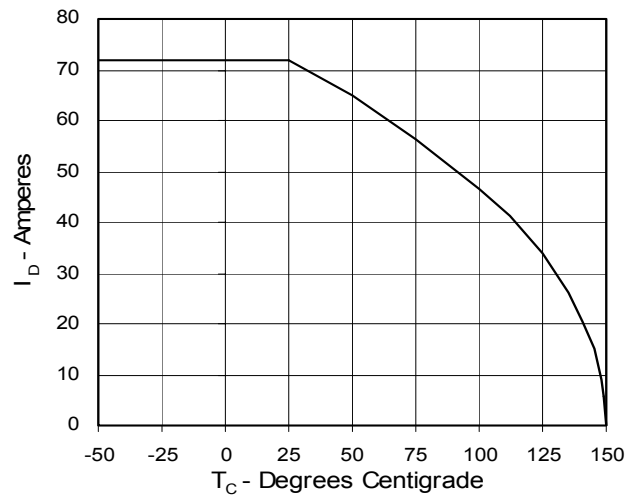


Fig. 7. Input Admittance

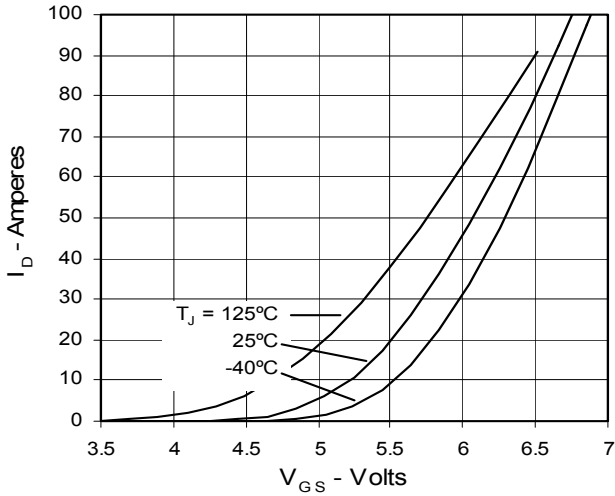


Fig. 8. Transconductance

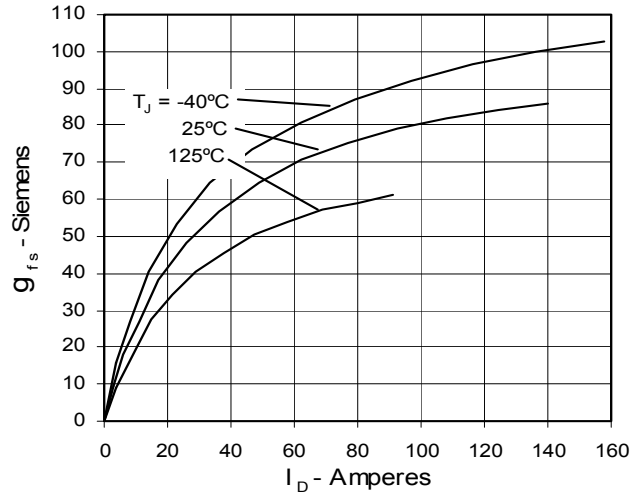


Fig. 9. Source Current vs. Source-To-Drain Voltage

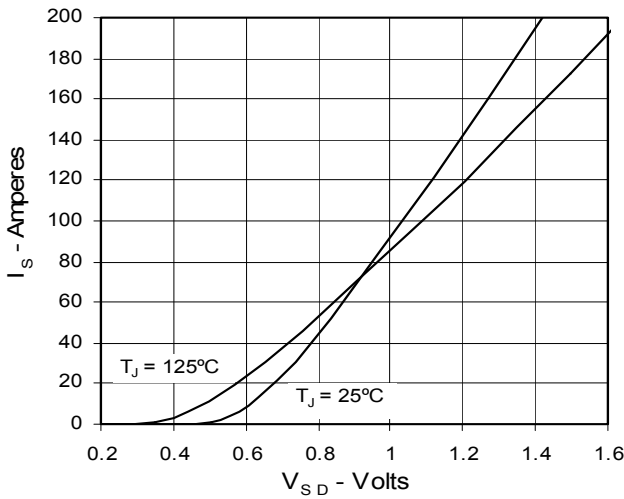


Fig. 10. Gate Charge

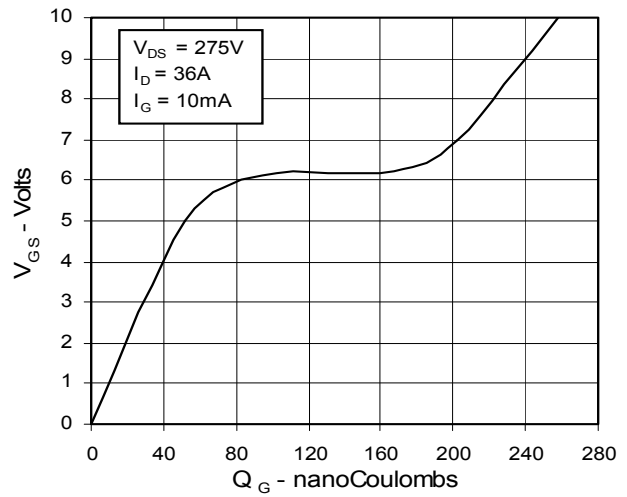


Fig. 11. Capacitance

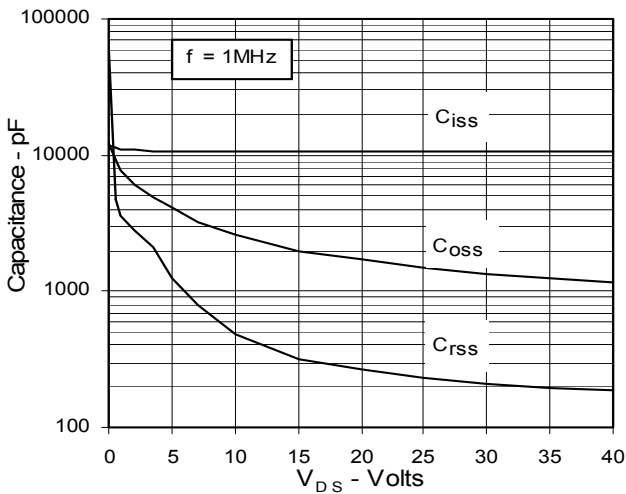
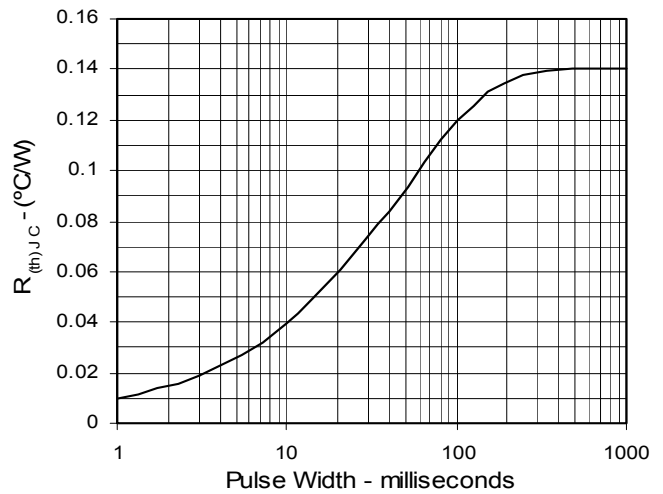


Fig. 12. Maximum Transient Thermal Resistance



IXYS reserves the right to change limits, test conditions, and dimensions.

IXYS MOSFETs and IGBTs are covered by one or more of the following U.S. patents:

4,835,592 4,881,106 5,017,508 5,049,961 5,187,117 5,486,715 6,306,728B1 6,259,123B1 6,306,728B1
4,850,072 4,931,844 5,034,796 5,063,307 5,237,481 5,381,025 6,404,065B1 6,162,665 6,534,343