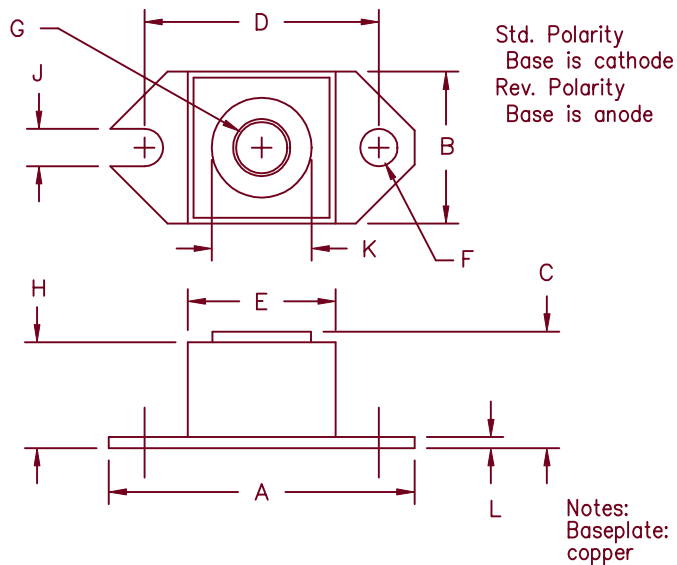


Ultrafast Recovery Modules

HU20260 — HU20280



Dim.	Inches		Millimeter		Notes
	Minimum	Maximum	Minimum	Maximum	
A	1.52	1.56	38.86	39.62	
B	.725	.775	18.42	19.69	
C	.605	.625	15.37	15.88	
D	1.177	1.197	29.90	30.41	
E	.745	.755	18.92	19.18	Sq.
F	.152	.162	3.86	4.11	Dia.
G		1/4-20	UNC-2B		
H	.540	.580	13.72	14.73	
J	.152	.162	3.86	4.11	
K	.495	.505	12.57	12.83	Dia.
L	.120	.130	3.05	3.30	

Microsemi Catalog Number	Working Peak Reverse Voltage	Repetitive Peak Reverse Voltage
HU20260*	600V	600V
HU20270*	700V	700V
HU20280*	800V	800V

*Add Suffix R for Reverse Polarity

- Ultra Fast Recovery
- 175°C Junction Temperature
- 200 Amp current rating

Electrical Characteristics

Average forward current	I _{F(AV)} 200 Amps	T _C = 120° C, Square wave, R _{θJC} = 0.24°C/W
Maximum surge current	I _{FSM} 2100 Amps	8.3ms, half sine, T _J = 175°C
Max peak forward voltage	V _{FM} 1.35 Volts	I _{FM} = 200A: T _J = 25°C*
Max peak reverse recovery time	t _{rr} 130 nS	I _F = 1A, V _R = 30V di/dt = 25A/μS
Max peak reverse current	I _{RM} 8 mA	V _R = 10V, T _J = 25°C
Max peak reverse current	I _{RM} 50 μA	V _R = 10V, T _J = 25°C
Typical junction capacitance	C _J 400 pF	

*Pulse test: Pulse width 300 usec, Duty cycle 2%

Thermal and Mechanical Characteristics

Storage temp range	T _{STG}	-55°C to 175°C
Operating junction temp range	T _J	-55°C to 175°C
Max thermal resistance	R _{θJC}	0.24°C/W Junction to case
Typical thermal resistance (greased)	R _{θCS}	0.12°C/W Case to sink
Terminal Torque		35-40 inch pounds
Mounting Base Torque (outside holes)		20-25 inch pounds
Weight		1.1 ounces (32 grams) typical

HU20260 — HU20280

Figure 1
Typical Forward Characteristics

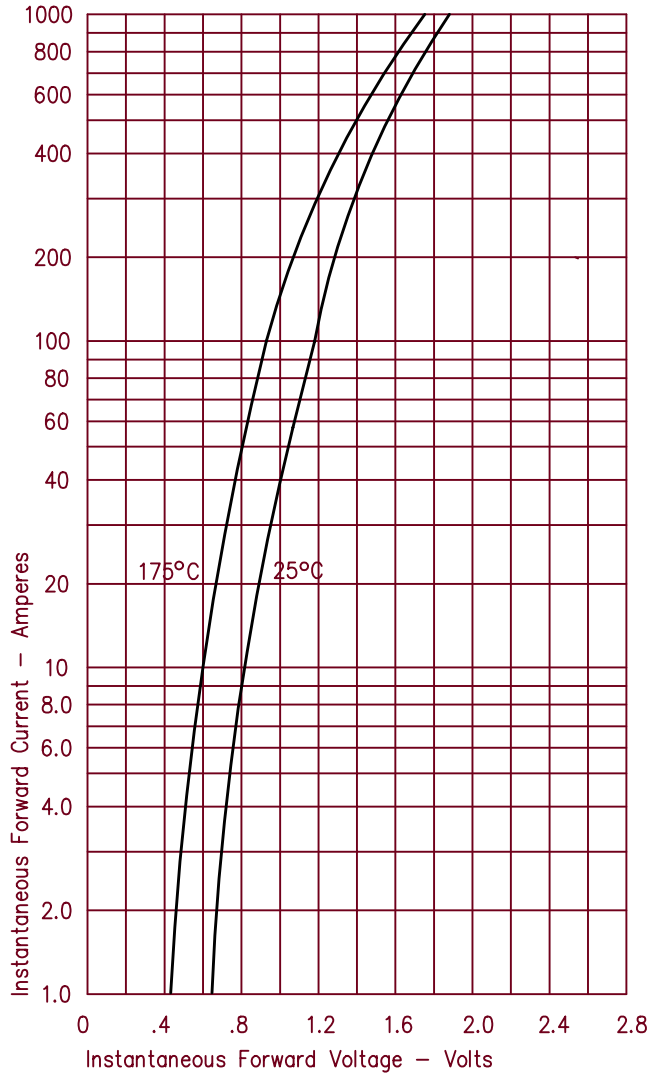


Figure 3
Typical Junction Capacitance

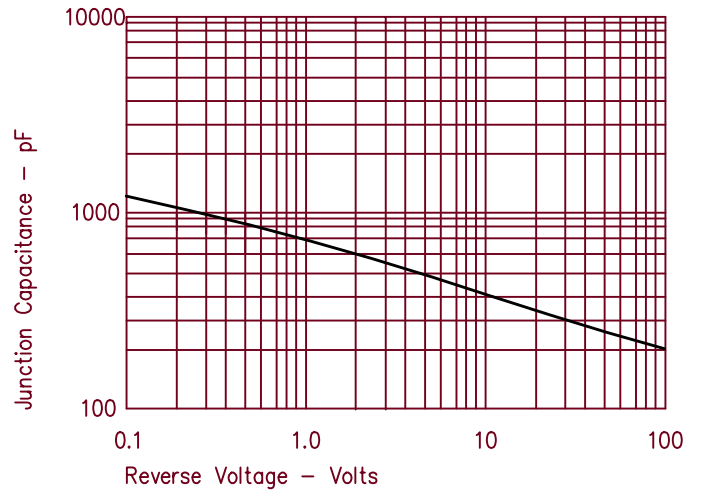


Figure 4
Forward Current Derating

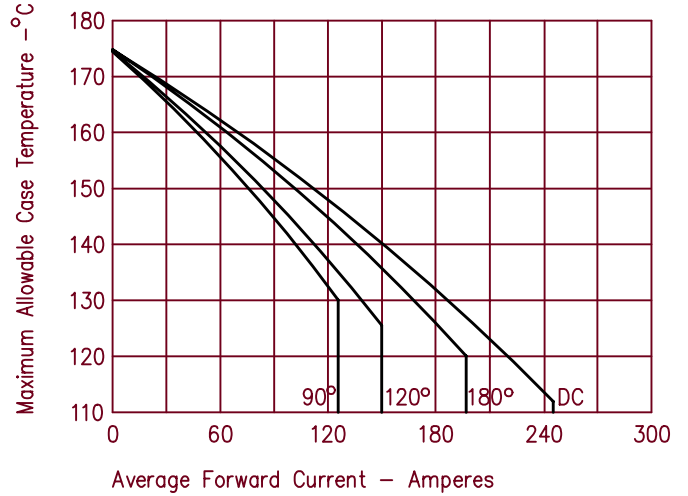


Figure 2
Typical Reverse Characteristics

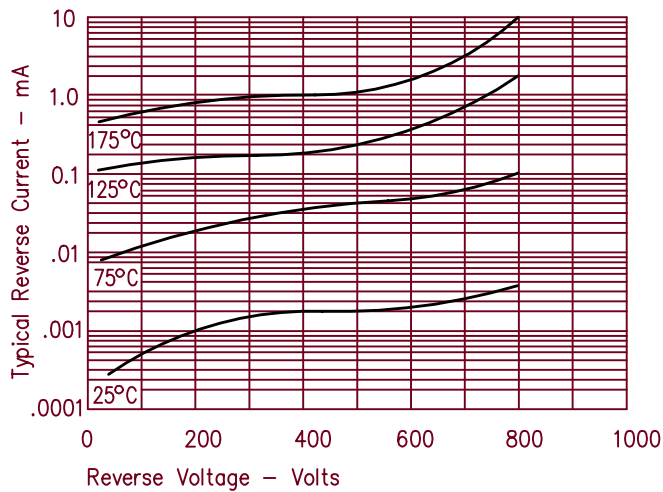


Figure 5
Maximum Forward Power Dissipation

