

FM5820-B THRU FM5822-B

Silicon epitaxial planer type

Features

- Plastic package has Underwriters Laboratory Flammability Classification 94V-O Utilizing Flame Retardant Epoxy Molding Compound.
- For surface mounted applications.
- Exceeds environmental standards of ML-S-19500 / 228
- Low leakage current

Mechanical data

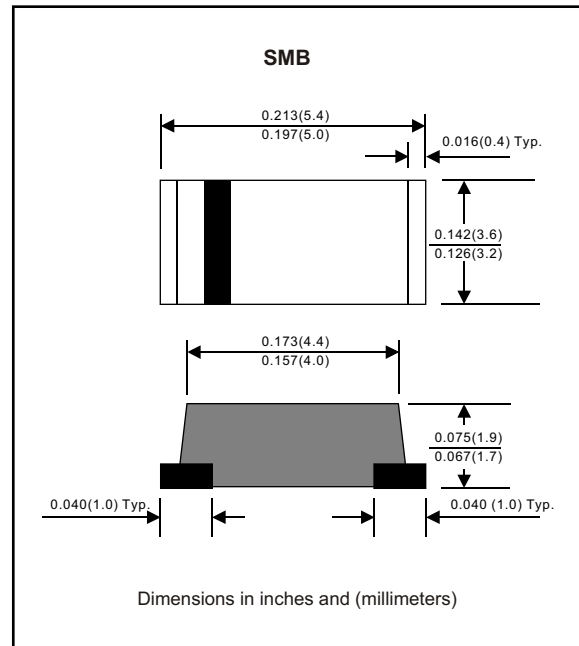
Case : Moulded plastic, JEDEC DO-214AA

Terminals : Solder plated, solderable per ML-STD-750, Method 2026

Polarity : Indicated by cathode band

Mounting Position : Any

Weight : 0.00878 ounce, 0.293 gram



MAXIMUM RATINGS (AT T_A=25°C unless otherwise noted)

PARAMETER	CONDITIONS	Symbol	MIN.	TYP.	MAX.	UNIT
Forward rectified current	See Fig.1	I _O			3.0	A
Forward surge current	8.3ms single half sine-wave superimposed on rate load (JEDEC methode)	I _{FSM}			80	A
Reverse current	V _R = V _{RRM} T _A = 25°C	I _R			0.5	mA
	V _R = V _{RRM} T _A = 125°C				20	mA
Thermal resistance	Junction to ambient	R _{JA}			55	°C / w
Diode junction capacitance	f=1MHz and applied 4vDC reverse voltage	C _J		250		pF
Operating temperature		T _{STG}	-55		+150	°C

SYMBOLS	MARKING CODE	V _{RRM} *1 (V)	V _{RMS} *2 (V)	V _R *3 (V)	V _F *4 (V)	Storage temperature (°C)
FM5820	SK32	20	14	20	0.475	-55 to +125
FM5821	SK33	30	21	30	0.500	
FM5822	SK34	40	28	40	0.525	

*1 Repetitive peak reverse voltage

*2 RMS voltage

*3 Continuous reverse voltage

*4 Maximum forward voltage

RATING AND CHARACTERISTIC CURVES (FM5820-B THRU FM5822-B)

FIG.1-TYPICAL FORWARD CURRENT DERATING CURVE

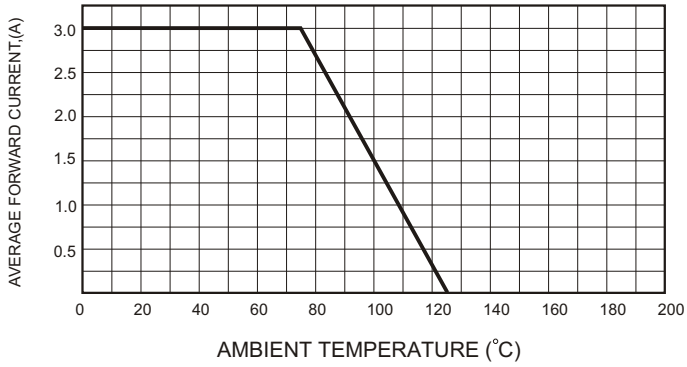


FIG.2-TYPICAL FORWARD CHARACTERISTICS

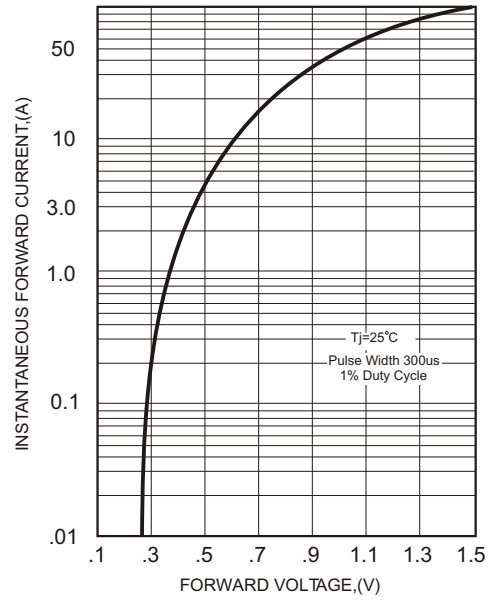


FIG.3-MAXIMUM NON-REPETITIVE FORWARD SURGE CURRENT

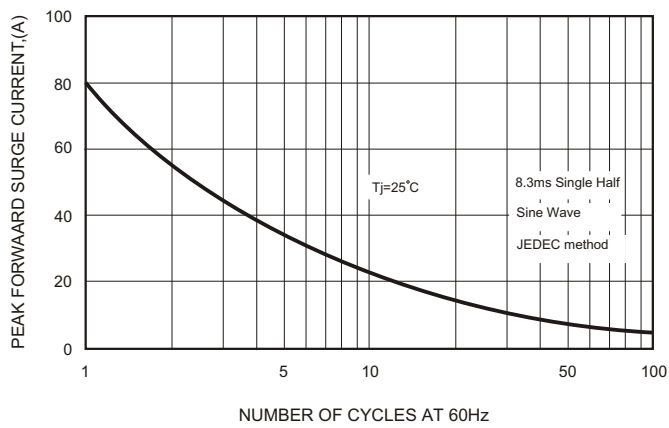


FIG.5 - TYPICAL REVERSE CHARACTERISTICS

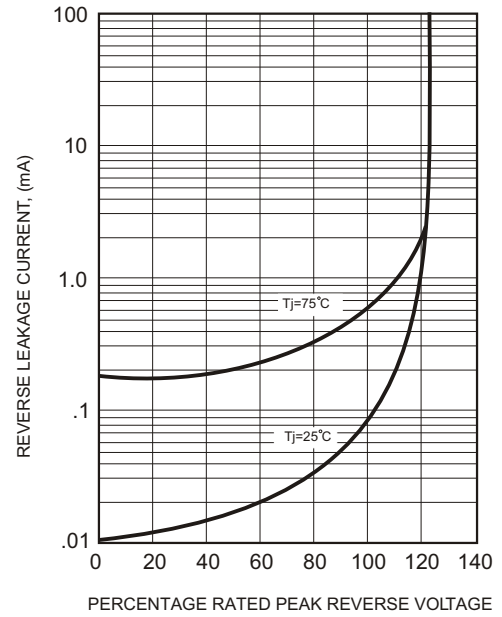


FIG.4-TYPICAL JUNCTION CAPACITANCE

