

4 Amp. Glass Passivated Bridge Rectifier

<p>Dimensions in mm.</p> <table border="1" style="margin-left: auto; margin-right: auto;"> <thead> <tr> <th>L</th> <th>suffix</th> </tr> </thead> <tbody> <tr> <td>17.5</td> <td></td> </tr> <tr> <td>8</td> <td>-4</td> </tr> </tbody> </table>	L	suffix	17.5		8	-4	<p>Plastic Case</p>	<p>Voltage 50 to 1000 V.</p> <p>Current 4.0 A.</p>
L	suffix							
17.5								
8	-4							
<ul style="list-style-type: none"> • Mounting Instructions • High temperature soldering guaranteed: 260 °C – 10 sc. • Recommended mounting torque: 8 Kg.cm. 		<ul style="list-style-type: none"> • Glass Passivated Junction Chips. • UL recognized under component index file number E130180. • Lead and polarity identifications. • Case: Molded Plastic. • Ideal for printed circuit board (P.C.B.). • High surge current capability. • The plastic material carries U/L recognition 94 V-O. 						

Maximum Ratings, according to IEC publication No. 134

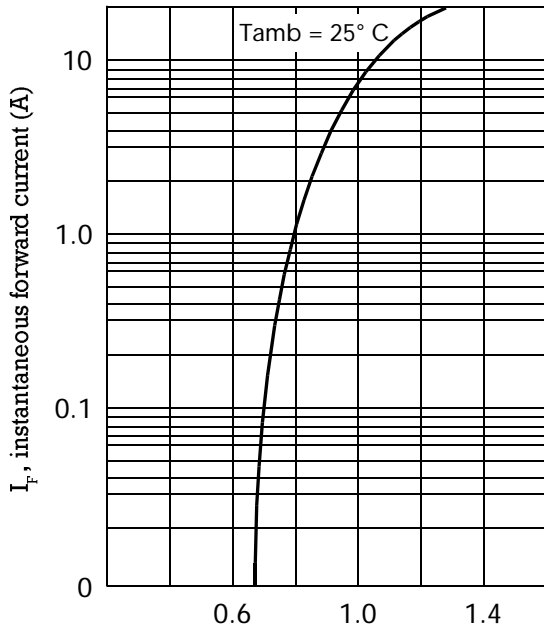
		FBI4A 5M1	FBI4B 5M1	FBI4D 5M1	FBI4G 5M1	FBI4J 5M1	FBI4K 5M1	FBI4M 5M1
V_{RRM}	Peak recurrent reverse voltage (V)	50	100	200	400	600	800	1000
V_{RMS}	Maximum RMS voltage (V)	35	70	140	280	420	560	700
$I_{F(AV)}$	Max. Average forward current with heatsink without heatsink	4.0 A at 100 °C 3.0 A at 40 °C						
I_{FSM}	8.3 ms. peak forward surge current <small>(Iedec Method)</small>	150 A						
I^2t	Rating for fusing ($t < 8.3$ ms.)	93 A ² sec						
V_{DIS}	Dielectric strength (terminals to case, AC 1 min.)	1500 V						
T_j	Operating temperature range	– 55 to + 150 °C						
T_{stg}	Storage temperature range	– 55 to + 150 °C						

Electrical Characteristics at Tamb = 25°C

V_F	Max. forward voltage drop per element at $I_F = 4$ A	1.0V
I_R	Max. reverse current per element at V_{RRM}	5 μ A
$R_{th(j-c)}$	MAXIMUM THERMAL RESISTANCE Junction-Case. With Heatsink.	5 °C/W
$R_{th(j-a)}$	Junction-Ambient. Without Heatsink.	22 °C/W

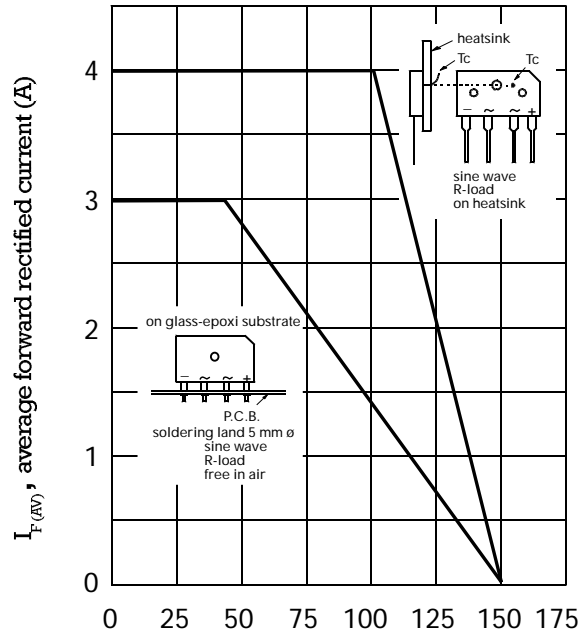
Characteristic Curves

TYPICAL FORWARD CHARACTERISTIC



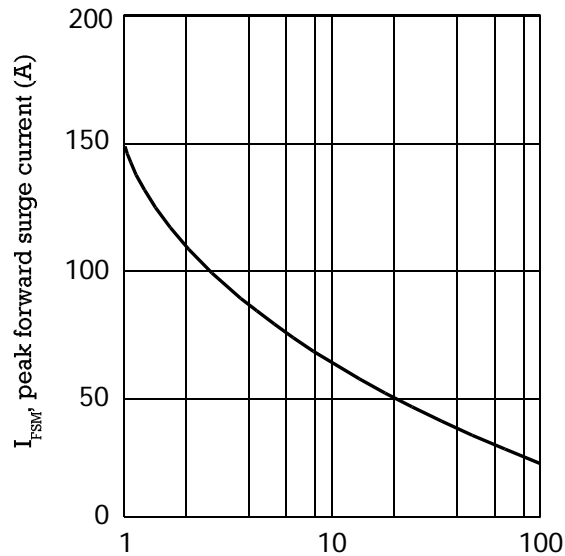
V_F , instantaneous forward voltage (V)

FORWARD CURRENT DERATING CURVE



T_{amb} , ambient temperature ($^{\circ}C$)

MAXIMUM NON-REPETITIVE PEAK FORWARD SURGE CURRENT



Number of cycles at 60 Hz.