148-157 to 148-161 EUROPA

CV03 B130 / CV03 C500
CV03 D700 / CV03 E100

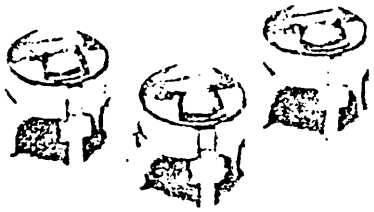

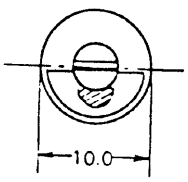

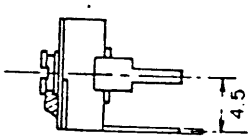

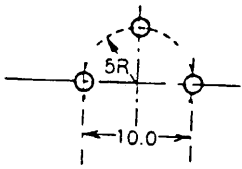

SPECIFICATION

Part No.	Max Cp. (PF)	Min Cp. (PF)	Q (at Max Cp) (F = 10MHZ)	Temp. Coefficient.	Indicate.
CV03 B100	12.0				
CV03 C500	50.0				
CV03 D700	70.0				
CV03 E100	10				

CV05 SERIES

Stone Full

ATTN: DAVID WATSON
REF : CERAMIC TRIMMER CAPACITORS

WE CONFIRM THE FOLLOWING ADDITIONAL TECHNICAL INFORMATION –

WORKING VOLTAGE: 200V DC TO - 850.
DIELECTRIC STRENGTH. 500V DC AT MAX RATED CAPACITANCE
INSULATION RESISTANCE. 10,000 M OHM. AT 250V DC MAX RATED CAPACITANCE.

SPECIFIC

Part N					Indicate.
CV01 B150	15.0	5.0	500 Over.	-300×10^{-6}	B 150
CV01 C300	30.0	5.0	500 Over.	-500×10^{-6}	C 300

148-157 CV05 A0601
148-158 CV05 C1201
148-159 CV05 D2001
148-160 CV05 E3001
148-161 CV05 E5001

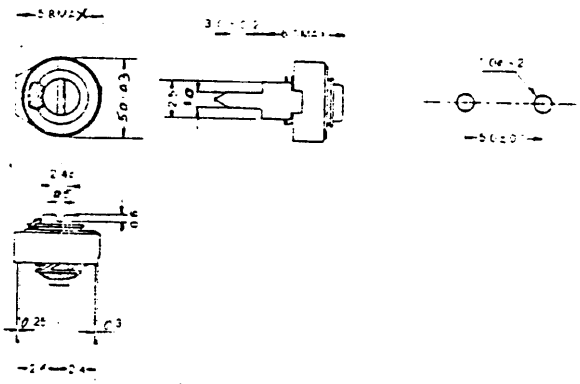

SPECIFICATION

Part No.	Max Cp. (PF)	Min Cp. (PF)	Q (at Max Cp) (F = 10MHZ)	Tem. Coefficient.	Color indicate.
CV05 A0601	6.0	1.5	300 Over.	NPO ± 250	Red.
CV05 C1201	12.5	2.8	300 Over.	N600 ± 250	Nil.
CV05 D2001	20.0	3.5	300 Over.	N750 - 300	Blue.
CV05 E3001	30.0	5.0	300 Over.	N1,500 ± 300	Yellow.
CV05 E5001	50.0	5.5	300 Over.	N1,500 ± 500	Green.