

## Features

- Frequency Range 1 – 1000 MHz
- Nominal Coupling 16 dB
- Low Cost and **RoHS** Compliant
- Industry Standard SMT package
- Available in Tape-and -Reel
- 75 Ohms Characteristic Impedance

## Description

The CPA-1001-716H coupler is designed for applications that require small, low cost, and highly reliable surface mount components. Applications may be found in broadband, wireless and other communications systems. These units are built Lead-Free and RoHS compliant. S-Parameters are available on request.

## SURFACE MOUNT COUPLER



## Specifications

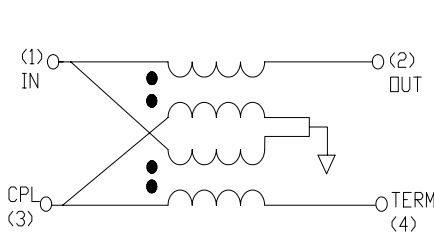
Parameter	Minimum	Typ	Maximum
Frequency Range (MHz)	1		1000
Coupling (dB)	15.4	16	16.6
Mainline Loss (dB)		0.8	1.2
Directivity (dB)	20	30	
Return Loss (dB)		20	14

## Absolute Maximum Ratings

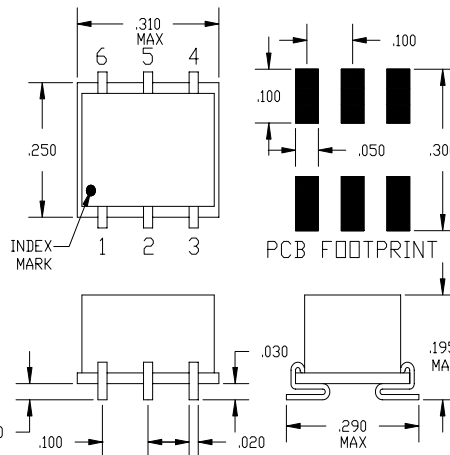
Parameter	Maximum
RF Power	+33 dBm
Operating Temperature	-55 to +100 °C
Storage Temperature	-55 to +100 °C
Re-flow Temperature	+ 240 °C

Note: Typical values represent Mid-band performance @ 25°C.

### Schematic



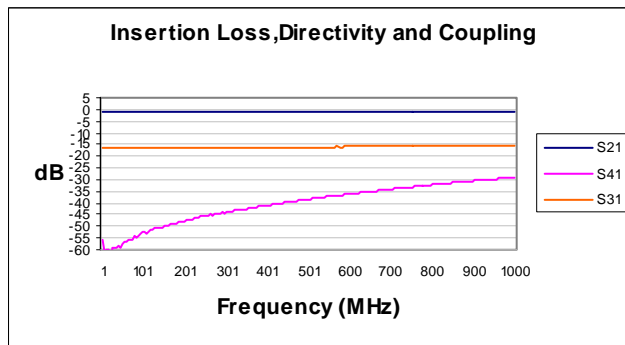
### Package – S06



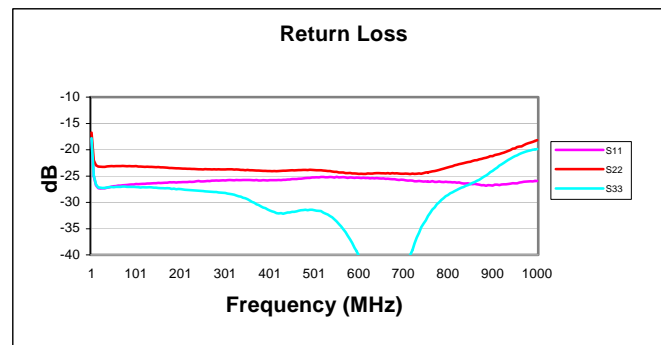
### Pin Functions

Function	Pin
Input	1
Coupled	3
Output	6
Ground	2,5
Termination	4

Typical Test Data – Insertion Loss, Coupling, Directivity



Typical Test Data – Return Loss



Specifications and information on this data sheet are subject to change without notice.