

Long-life grade capacitors for telecommunication and automotive electronics

Applications

- Circuits that requires very high ambient temperature environments and heavy duty services
- Telecommunications
- Industrial
- Automotive
- Military
- Power supplies
- Smoothing circuits
- Control circuits
- High-temperature environments

Features

- High ripple current capability
- High reliability and long useful life
- Wide temperature range up to 140 °C

Construction

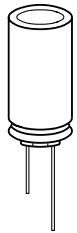
- Radial leads
- Charge-discharge proof, polar
- Aluminum case with insulating sleeve
- Minus pole marking on the insulating sleeve
- Case with safety vent
- Stand off rubber seal

Delivery mode

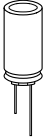
Special terminal configuratiosn and packing:

- Bulk
- Taped, Ammo pack
- Cut
- Kinked
- PAPR (protection against polarity reversal)

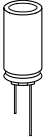
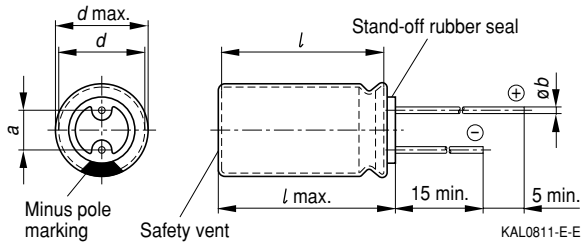
Refer to page 503 for further details and ordering example.



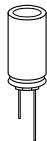
KAL0707-F


B41867
140 °C
Specifications and characteristics in brief

Rated voltage U_R	10 ... 63 VDC	
Surge voltage U_S	$1,15 \cdot U_R$	
Rated capacitance C_R	4,7 ... 4 700 μ F	
Capacitance tolerance	$\pm 20 \% \triangleq M$	
Useful life 140 °C; U_R ; I_R	> 1 500 h	Requirements: $\Delta C/C \leq \pm 35 \%$ of initial value $\tan \delta \leq 3$ times initial specified limit $I_L \leq$ initial specified limit Failure percentage: $\leq 1 \%$ Failure rate: ≤ 10 fit ($\leq 10 \cdot 10^{-9}/h$) (for definition "fit", refer to chapter "Quality", page 62)
Voltage endurance test 140 °C; U_R	1 000 h	Post test requirements: $\Delta C/C \leq \pm 30 \%$ of initial value $\tan \delta \leq 2$ times initial specified limit $I_L \leq$ initial specified limit
Vibration resistance	To IEC 60068-2-6, test Fc: displacement amplitude 0,75 mm, frequency range 10 ... 2000 Hz, acceleration max. 10 g, duration 3×2 h	
IEC climatic category	To IEC 60068-1: 55/140/56 (– 55 °C/+ 140 °C/56 days damp heat test)	
Sectional specification	IEC 60384-4	


Dimensional drawing

Dimensions and weights

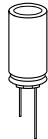
Dimensions (mm)				Approx. weight g
$d \times l$	$d_{max} \times l_{max}$	$a \pm 0,5$	b	
10 × 16	10,5 × 17	5,0	$0,60 \pm 0,05$	1,9
10 × 20	10,5 × 22	5,0	$0,60 \pm 0,05$	2,6
12,5 × 25	13 × 27	5,0	$0,60 \pm 0,05$	4,5
16 × 20	16,5 × 22	7,5	$0,80 \pm 0,05$	5,5
16 × 25	16,5 × 27	7,5	$0,80 \pm 0,05$	7,5
16 × 31,5	16,5 × 33,5	7,5	$0,80 \pm 0,05$	7,8
18 × 31,5	18,5 × 32,5	7,5	$0,80 \pm 0,1$	11
18 × 35	18,5 × 36	7,5	$0,80 \pm 0,1$	13
18 × 40	18,5 × 41	7,5	$0,80 \pm 0,1$	16
20 × 40	20,5 × 42	10	$0,80 \pm 0,1$	20


B41867
140 °C
Overview of available types

U_R (VDC)	10	16	25	35	50	63
C_R (μ F)	Case dimensions $d \times l$ (mm)					
4,7					10 × 16	
10					10 × 16	
22					10 × 16	
33					10 × 16	
47					10 × 20	10 × 20
100		10 × 16	10 × 16	12,5 × 25	12,5 × 25	12,5 × 25
220	10 × 16	10 × 20	10 × 20	12,5 × 25	16 × 25	16 × 25
330	10 × 20	12,5 × 25	12,5 × 25	16 × 25	18 × 31,5	18 × 31,5
470	12,5 × 25	12,5 × 25	16 × 20	16 × 31,5	18 × 35	18 × 35
1 000	12,5 × 25	16 × 25	16 × 25	18 × 31,5	18 × 40	18 × 40
2 200	16 × 31,5	18 × 31,5	18 × 40	20 × 40		
3 300	18 × 31,5	18 × 40	20 × 40			
4 700	18 × 35	20 × 40				

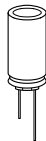
The capacitance and voltage ratings listed above are available in smaller cases upon request.

Other voltage and capacitance ratings are also available upon request.


Technical data and ordering codes

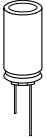
U_R	C_R 120 Hz 20 °C μF	Case dimensions $d \times l$ mm	I_L 5 min 20 °C μA	$\tan \delta_{\max}$ 120 Hz 20 °C	ESR_{\max} 120 Hz 20 °C Ω	$I_{\sim R}$ 120 Hz 140 °C mA	Ordering code ¹⁾
10	220	10 × 16	22	0,24	1,8	180	B41867A3227M00*
	330	10 × 20	33	0,24	1,2	240	B41867A3337M00*
	470	12,5 × 25	47	0,24	0,85	350	B41867A3477M00*
	1 000	12,5 × 25	100	0,24	0,40	520	B41867A3108M00*
	2 200	16 × 31,5	220	0,26	0,20	870	B41867A3228M00*
	3 300	18 × 31,5	330	0,28	0,14	1000	B41867A3338M00*
	4 700	18 × 35	470	0,30	0,10	1200	B41867A3478M00*
16	100	10 × 16	16	0,20	3,3	130	B41867A4107M00*
	220	10 × 20	35	0,20	1,5	210	B41867A4227M00*
	330	12,5 × 25	53	0,20	1,0	325	B41867A4337M00*
	470	12,5 × 25	75	0,20	0,71	380	B41867A4477M00*
	1 000	16 × 25	160	0,20	0,33	580	B41867A4108M00*
	2 200	18 × 31,5	352	0,22	0,17	950	B41867A4228M00*
	3 300	18 × 40	528	0,24	0,12	1300	B41867A4338M00*
	4 700	20 × 40	752	0,26	0,09	1650	B41867A4478M00*
25	100	10 × 16	25	0,17	2,8	140	B41867A5107M00*
	220	10 × 20	55	0,17	1,3	265	B41867A5227M00*
	330	12,5 × 25	83	0,17	0,85	370	B41867A5337M00*
	470	16 × 20	118	0,17	0,60	445	B41867A5477M00*
	1 000	16 × 25	250	0,17	0,28	590	B41867A5108M00*
	2 200	18 × 40	550	0,19	0,14	1055	B41867A5228M00*
	3 300	20 × 40	825	0,21	0,11	1550	B41867A5338M00*
35	100	12,5 × 25	35	0,14	2,3	200	B41867A7107M00*
	220	12,5 × 25	77	0,14	1,1	300	B41867A7227M00*
	330	16 × 25	116	0,14	0,70	410	B41867A7337M00*
	470	16 × 31,5	165	0,14	0,49	540	B41867A7477M00*
	1 000	18 × 31,5	350	0,14	0,23	750	B41867A7108M00*
	2 200	20 × 40	770	0,16	0,12	1250	B41867A7228M00*

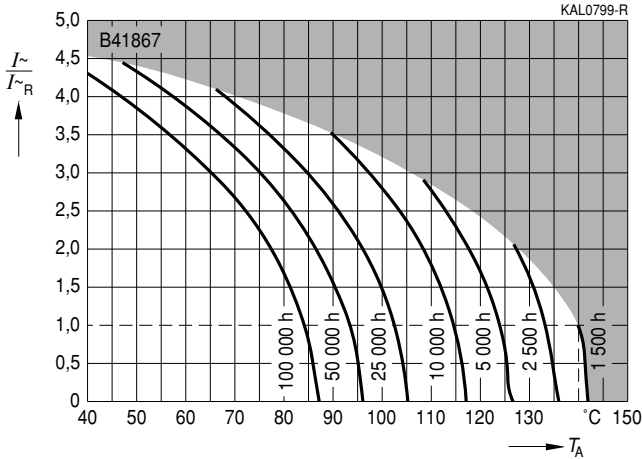
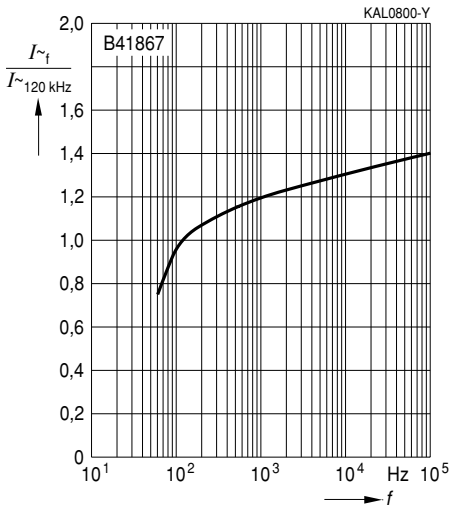
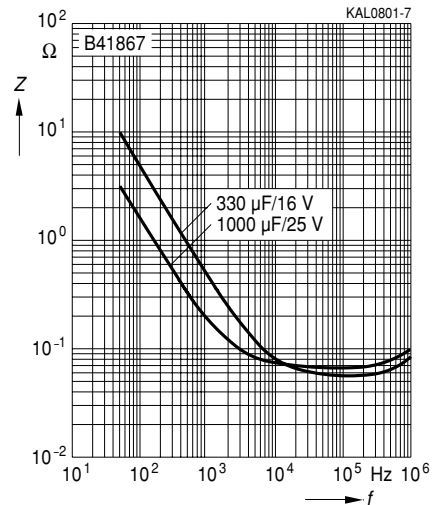
1) * = "0" for bulk version. For taping versions, other lead configurations and packing information see page 503.


B41867
140 °C
Technical data and ordering codes

U_R VDC	C_R 120 Hz 20 °C μF	Case dimensions $d \times l$ mm	I_L 5 min 20 °C μA	$\tan \delta_{\max}$ 120 Hz 20 °C	ESR_{\max} 120 Hz 20 °C Ω	$I_{\sim R}$ 120 Hz 140 °C mA	Ordering code ¹⁾
50	4,7	10 × 16	5	0,12	42,3	35	B41867A6475M00*
	10	10 × 16	5	0,12	19,9	50	B41867A6106M00*
	22	10 × 16	11	0,12	9,0	80	B41867A6226M00*
	33	10 × 16	17	0,12	6,0	90	B41867A6336M00*
	47	10 × 20	24	0,12	4,2	130	B41867A6476M00*
	100	12,5 × 25	50	0,12	2,0	230	B41867A6107M00*
	220	16 × 25	110	0,12	0,90	380	B41867A6227M00*
	330	18 × 31,5	165	0,12	0,60	555	B41867A6337M00*
	470	18 × 35	235	0,12	0,42	700	B41867A6477M00*
1 000	18 × 40	500	0,12	0,20	1085	B41867A6108M00*	
63	47	10 × 20	30	0,12	4,2	130	B41867A8476M00*
	100	12,5 × 25	63	0,12	2,0	230	B41867A8107M00*
	220	16 × 25	139	0,12	0,90	380	B41867A8227M00*
	330	18 × 31,5	208	0,12	0,60	555	B41867A8337M00*
	470	18 × 35	296	0,12	0,42	700	B41867A8477M00*
	1 000	18 × 40	630	0,12	0,20	1085	B41867A8108M00*

1) * = "0" for bulk version. For taping versions, other lead configurations and packing information see page 503.


Useful life

 depending on ambient temperature T_A under ripple current operating conditions¹⁾
 $U_R = 10 \dots 50 \text{ VDC}$

Frequency factor of permissible ripple current I_{\sim} versus frequency f

Impedance Z versus frequency f
 Typical behavior at 20 °C


1) Refer to page 40 for an explanation on how to interpret the useful life graphs.

Herausgegeben von EPCOS AG

Unternehmenskommunikation, Postfach 80 17 09, 81617 München, DEUTSCHLAND

☎ ++49 89 636 09, FAX (0 89) 636-2 26 89

© EPCOS AG 2002. Vervielfältigung, Veröffentlichung, Verbreitung und Verwertung dieser Broschüre und ihres Inhalts ohne ausdrückliche Genehmigung der EPCOS AG nicht gestattet.

Bestellungen unterliegen den vom ZVEI empfohlenen Allgemeinen Lieferbedingungen für Erzeugnisse und Leistungen der Elektroindustrie, soweit nichts anderes vereinbart wird.

Diese Broschüre ersetzt die vorige Ausgabe.

Fragen über Technik, Preise und Liefermöglichkeiten richten Sie bitte an den Ihnen nächstgelegenen Vertrieb der EPCOS AG oder an unsere Vertriebsgesellschaften im Ausland. Bauelemente können aufgrund technischer Erfordernisse Gefahrstoffe enthalten. Auskünfte darüber bitten wir unter Angabe des betreffenden Typs ebenfalls über die zuständige Vertriebsgesellschaft einzuholen.

Published by EPCOS AG

Corporate Communications, P.O. Box 80 17 09, 81617 Munich, GERMANY

☎ ++49 89 636 09, FAX (0 89) 636-2 26 89

© EPCOS AG 2002. Reproduction, publication and dissemination of this brochure and the information contained therein without EPCOS' prior express consent is prohibited.

Purchase orders are subject to the General Conditions for the Supply of Products and Services of the Electrical and Electronics Industry recommended by the ZVEI (German Electrical and Electronic Manufacturers' Association), unless otherwise agreed.

This brochure replaces the previous edition.

For questions on technology, prices and delivery please contact the Sales Offices of EPCOS AG or the international Representatives.

Due to technical requirements components may contain dangerous substances. For information on the type in question please also contact one of our Sales Offices.