



# SAW Components

Preliminary Data B4049

Data Sheet

A large, stylized, and semi-transparent graphic of the EPCOS logo is centered on the page. The graphic features the word "EPCOS" in a bold, sans-serif font, with the letters appearing to be part of a larger, curved structure that resembles a stylized wave or a series of overlapping planes. The background of the graphic is dark and textured, with a faint map of the world visible behind the letters.



SAW Components

B4049

Low-Loss Filter for Mobile Communication

1240,0 MHz

Preliminary Data



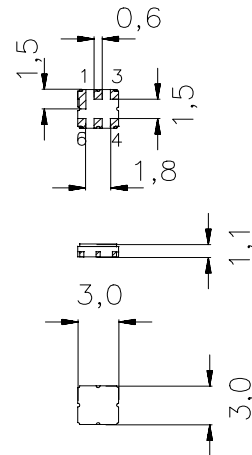
Ceramic package DCC6C

**Features**

- Low-loss RF filter for WLAN IF
- Low amplitude ripple
- Usable passband 20 MHz
- Ceramic package for **Surface Mounted Technology (SMT)**

**Terminals**

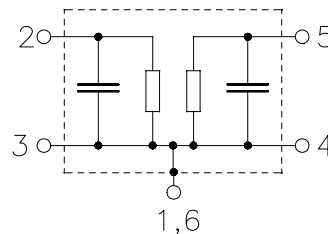
- Ni , gold-plated



Dimensions in mm, approx. weight 0,037 g

**Pin configuration**

- 2 Input
- 5 Output
- 1, 3, 4, 6 To be grounded
- 1, 3, 4, 6 Case ground



Type	Ordering code	Marking and Package according to	Packing according to
B4049		C61157-A7-A67	F61074-V8088-Z000

Electrostatic Sensitive Device (ESD)

**Maximum ratings**

Operable temperature range	$T$	0 / + 55	°C	
Storage temperature range	$T_{stg}$	- 40 / + 85	°C	
DC voltage	$V_{DC}$	0	V	
Input power max.	$P_{IN}$	0	dBm	



SAW Components

B4049

Low-Loss Filter for Mobile Communication

1240,0 MHz

Preliminary Data



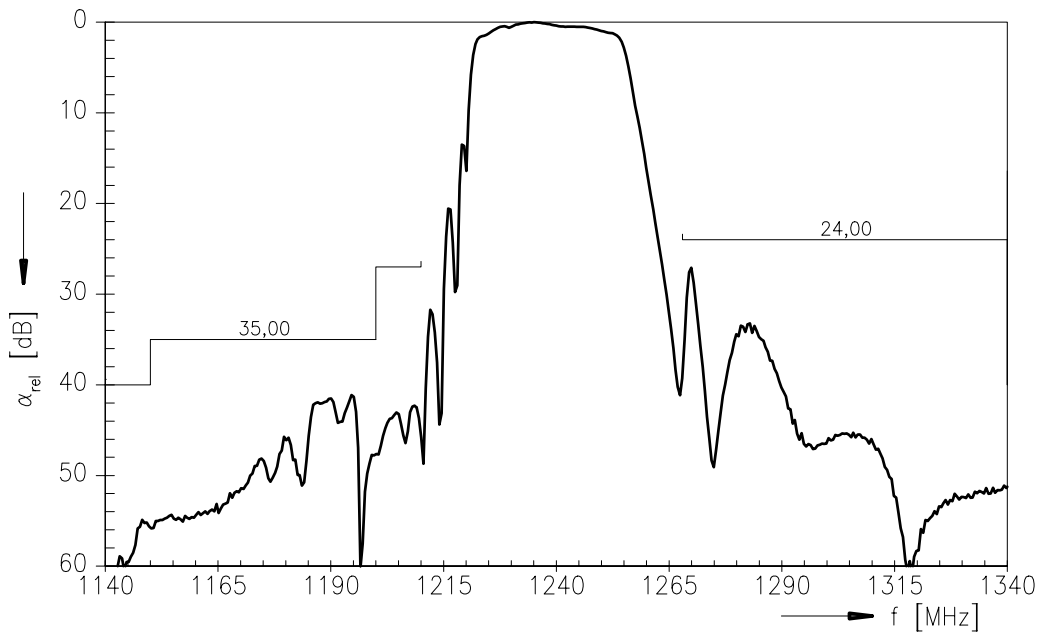
**Characteristics**

Operating temperature range:  $T = 0$  to  $+55$  °C  
 Terminating source impedance:  $Z_S = 50 \Omega$   
 Terminating load impedance:  $Z_L = 50 \Omega$

		min.	typ.	max.	
<b>Center frequency</b>	$f_C$	—	1240,0	—	MHz
<b>Maximum insertion attenuation</b>	$\alpha_{max}$				
1230,0 ... 1250,0	MHz	—	2,9	4,0	dB
<b>Amplitude ripple (p-p)</b>	$\Delta\alpha$				
1230,0 ... 1250,0	MHz	—	0,6	1,5	dB
<b>Attenuation (relative to <math>\alpha_{max}</math>)</b>	$\alpha_{rel}$				
0,0 ... 1150,0	MHz	40	53	—	dB
1150,0 ... 1200,0	MHz	35	39	—	dB
1200,0 ... 1212,0	MHz	27	30	—	dB
1268,0 ... 1500,0	MHz	24	27	—	dB
1500,0 ... 2500,0	MHz	40	46	—	dB
2500,0 ... 4000,0	MHz	17	21	—	dB



Transfer function (normalized)



Transfer function (passband)





SAW Components

B4049

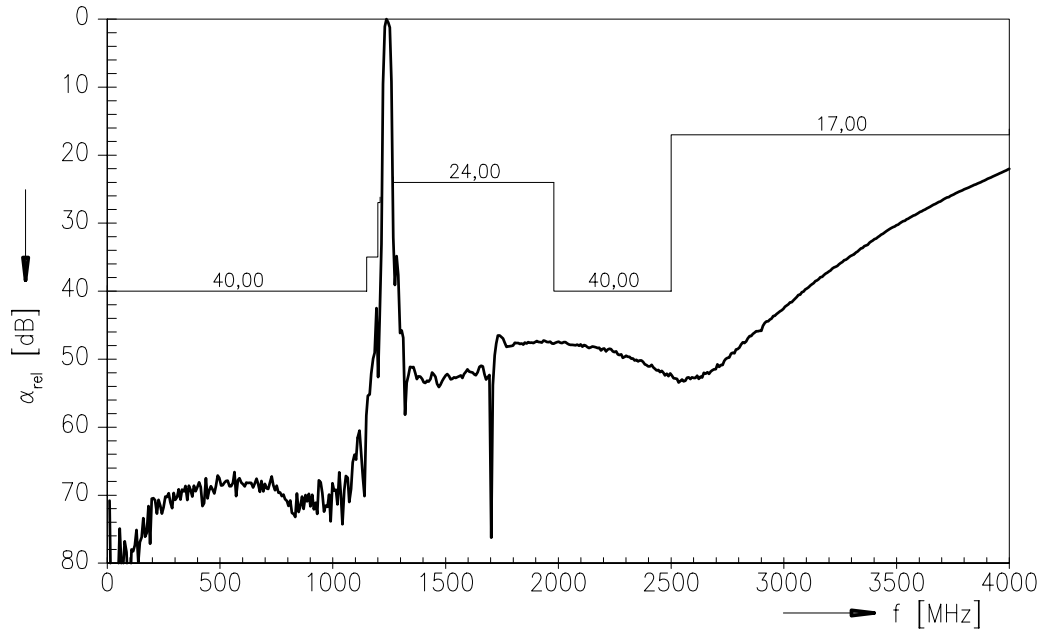
Low-Loss Filter for Mobile Communication

1240,0 MHz

Preliminary Data



Transfer function (wideband, normalized)





**SAW Components**

**B4049**

**Low-Loss Filter for Mobile Communication**

**1240,0 MHz**

Preliminary Data



**Published by EPCOS AG**

**Surface Acoustic Wave Components Division, OFW E MF**

**P.O. Box 80 17 09, D-81617 München**

© EPCOS AG 1999. All Rights Reserved.

As far as patents or other rights of third parties are concerned, liability is only assumed for components per se, not for applications, processes and circuits implemented within components or assemblies.

The information describes the type of component and shall not be considered as assured characteristics.

Terms of delivery and rights to change design reserved.

For questions on technology, prices and delivery please contact the sales offices of EPCOS AG or the international representatives.

Due to technical requirements components may contain dangerous substances. For information on the type in question please also contact one of our sales offices.