



SAW Components

Data Sheet B9309

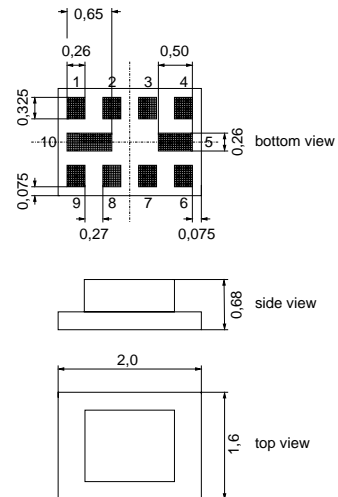




Chip Sized Saw Package QCS10H

Features

- Low-loss 2in1 RF filter for mobile telephone GSM850/1900 systems, receive path
- Usable passband:
Filter 1 (GSM850): 25 MHz
Filter 2 (GSM1900): 60 MHz
- Unbalanced to balanced operation of both filters
- Impedance transformation from 50 Ω to 150 Ω for both filters
- Suitable for GPRS Class 1 to 12
- Ceramic package for Surface Mounted Technology (SMT)
- Pb-free

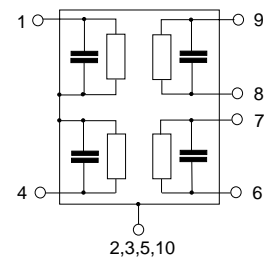


Dimensions in mm, approx. weight 0,008g.

Terminals

Pin configuration

- 1 Input [Filter 1]
- 4 Input [Filter 2]
- 6, 7 Output, balanced [Filter 2]
- 8, 9 Output, balanced [Filter 1]
- 2, 3, 5, 10 Case ground



Type	Ordering code	Marking and Package according to	Packing according to
B9309	B39192-B9309-G110	C61157-A7-A141	F61074-V8152-Z000

Electrostatic Sensitive Device (ESD)

Maximum ratings

Operable temperature range	T	- 40 / + 85	°C	Machine Model, 10 pulses
Storage temperature range	T_{stg}	- 40 / + 85	°C	
DC voltage	V_{DC}	5	V	
ESD voltage	V_{ESD}	50*	V	
Input power at GSM850, GSM900, GSM1800, GSM1900 Tx bands:				
Filter 1 (GSM850)	P_{IN}	15	dBm	effective power in the on-state, duty cycle 4:8
Filter 2 (GSM1900)	P_{IN}	15	dBm	

* - acc. to JESD22-A115A (Machine Model), 10 negative & 10 positive pulses



Characteristics Filter 1 (GSM850)

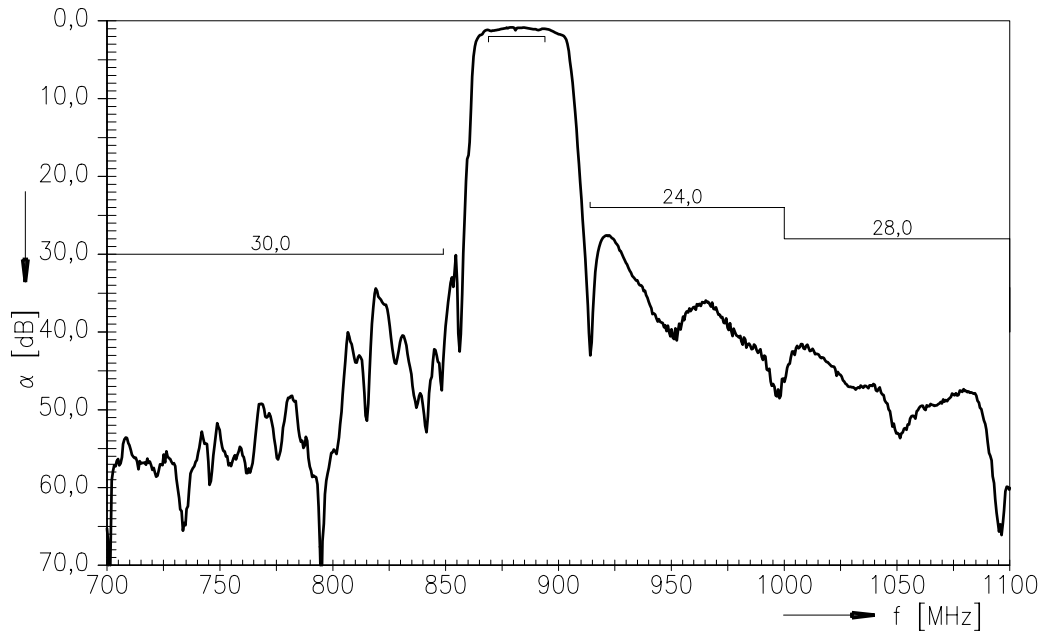
Operating temperature range: $T = -20$ to $+75^{\circ}\text{C}$
 Terminating source impedance: $Z_S = 50 \Omega$
 Terminating load impedance: $Z_L = 150 \Omega \parallel 82\text{nH}$ (balanced)

			min.	typ.	max.	
Center frequency	f_c		—	881,5	—	MHz
Maximum insertion attenuation	α_{max}	869,0 ... 894,0 MHz	—	1,6	1,8	dB
		869,0 ... 894,0 MHz 1)	—	1,5	1,7	dB
Amplitude ripple (p-p)	$\Delta\alpha$	869,0 ... 894,0 MHz	—	0,7	1,0	dB
Input VSWR		869,0 ... 894,0 MHz	—	2,0	2,2	
Output VSWR		869,0 ... 894,0 MHz	—	2,0	2,2	
Output amplitude balance (S_{31}/S_{21})		869,0 ... 894,0 MHz	-1,0	-0,7/+0,2	1,0	dB
Output phase balance ($\phi(S_{31})-\phi(S_{21})+180^{\circ}$)		869,0 ... 894,0 MHz	-10	-3 /+3	10	degree
Attenuation	α_{min}	10,0 ... 447,0 MHz	45	50	—	dB
		447,0 ... 849,0 MHz	30	34	—	dB
		914,0 ... 1000,0 MHz	24	26	—	dB
		1000,0 ... 1738,0 MHz	28	38	—	dB
		1738,0 ... 1788,0 MHz	40	50	—	dB
		1788,0 ... 6000,0 MHz	35	44	—	dB

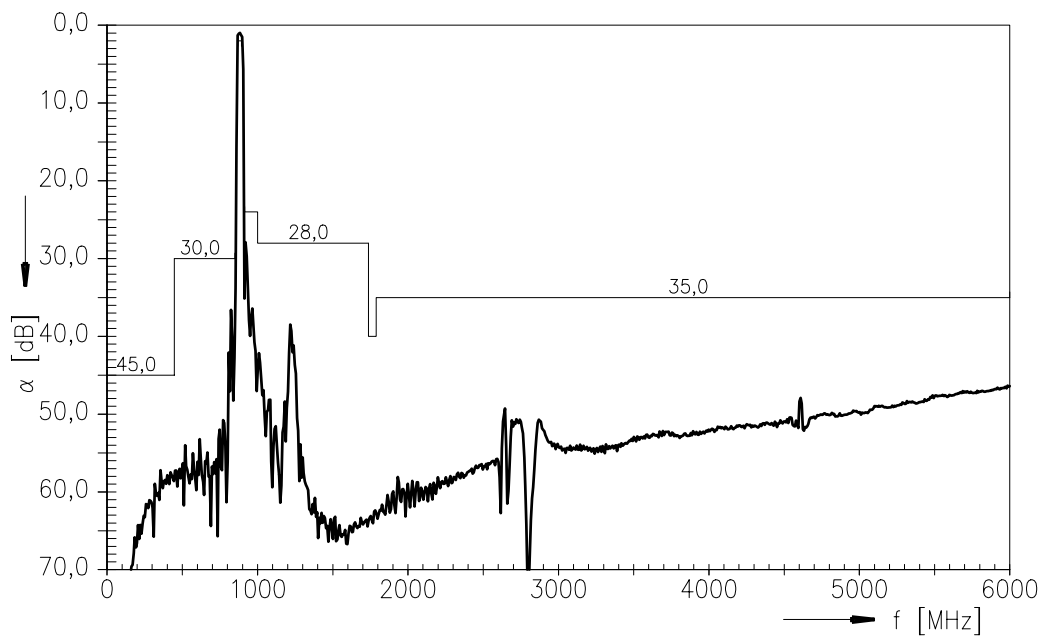
1) $T = +25 \pm 2^{\circ}\text{C}$



Transfer Function Filter 1 (GSM850)



Transfer Function Filter 1 (GSM850) - wideband





Characteristics Filter 2 (GSM1900)

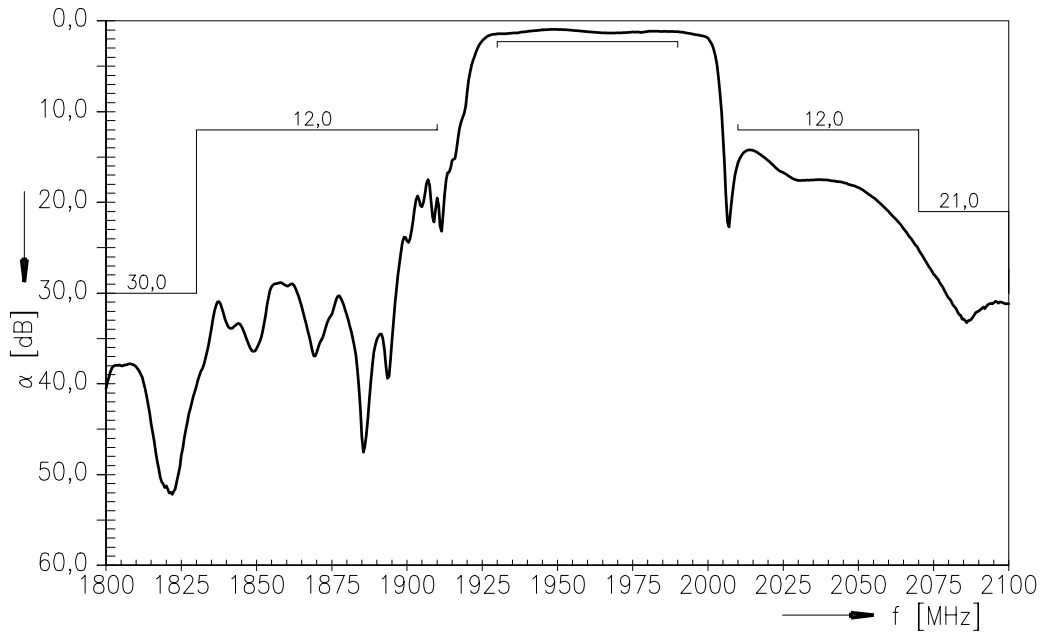
Operating temperature range: $T = -20$ to $+75^{\circ}\text{C}$
 Terminating source impedance: $Z_S = 50 \Omega$
 Terminating load impedance: $Z_L = 150 \Omega \parallel 18\text{nH}$ (balanced)

		min.	typ.	max.	
Center frequency	f_C	—	1960,0	—	MHz
Maximum insertion attenuation	α_{\max}				
	1930,0 ... 1990,0 MHz	—	1,7	2,3	dB
	1930,0 ... 1990,0 MHz 1)	—	1,6	2,1	dB
Amplitude ripple (p-p)	$\Delta\alpha$				
	1930,0 ... 1990,0 MHz	—	0,5	1,0	dB
Input VSWR					
	1930,0 ... 1990,0 MHz	—	1,7	2,0	
Output VSWR					
	1930,0 ... 1990,0 MHz	—	1,7	2,0	
Output amplitude balance (S_{31}/S_{21})					
	1930,0 ... 1990,0 MHz	-1,0	-0,6/+0,6	+1,0	dB
Output phase balance ($\phi(S_{31})-\phi(S_{21})+180^{\circ}$)					
	1930,0 ... 1990,0 MHz	-10	-2/+4	+10	°
Attenuation	α				
	10,0 ... 1830,0 MHz	30	36	—	dB
	1830,0 ... 1910,0 MHz	12	16	—	dB
	2010,0 ... 2070,0 MHz	12	16	—	dB
	2070,0 ... 2400,0 MHz	21	24	—	dB
	2400,0 ... 2500,0 MHz	30	34	—	dB
	2500,0 ... 4000,0 MHz	28	34	—	dB
4000,0 ... 6000,0 MHz	28	34	—	dB	

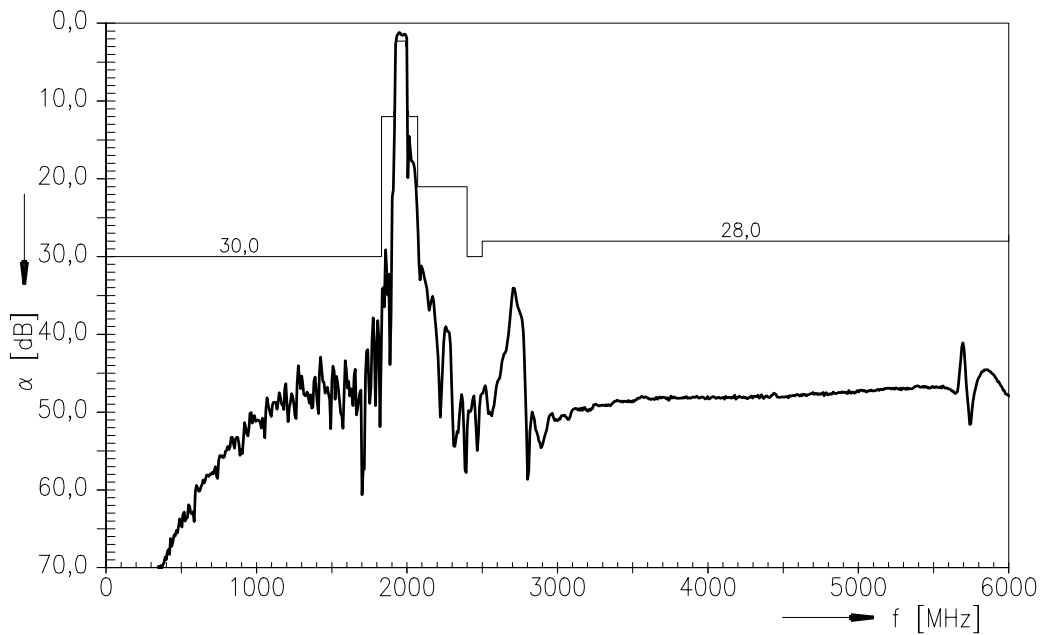
1) $T = +25 \pm 2^{\circ}\text{C}$



Transfer Function Filter 2 (GSM1900)



Transfer Function Filter 2 (GSM1900) - wideband





SAW Components

B9309

Low-Loss Dual Band Filter for Mobile Communication

881,5 / 1960,0 MHz

Data Sheet



Published by EPCOS AG

Surface Acoustic Wave Components Division, SAW MC

P.O. Box 80 17 09, 81617 Munich, GERMANY

© EPCOS AG 2005. Reproduction, publication and dissemination of this brochure and the information contained therein without EPCOS' prior express consent is prohibited.

Purchase orders are subject to the General Conditions for the Supply of Products and Services of the Electrical and Electronics Industry recommended by the ZVEI (German Electrical and Electronic Manufacturers' Association), unless otherwise agreed.

This brochure replaces the previous edition.

For questions on technology, prices and delivery please contact the Sales Offices of EPCOS AG or the international Representatives.

Due to technical requirements components may contain dangerous substances. For information on the type in question please also contact one of our Sales Offices.