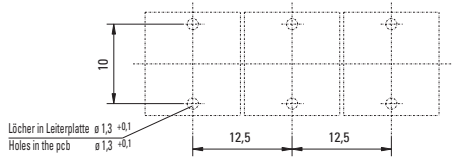



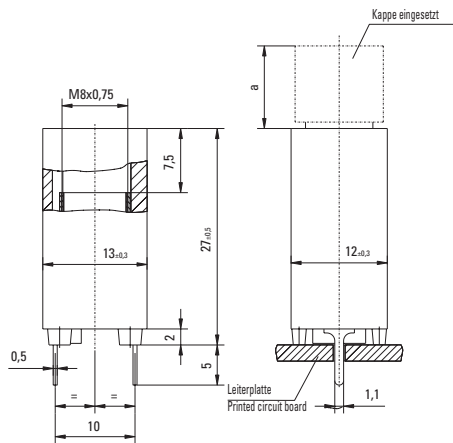
## Holder / No. 598

Not for new designs;  
please refer to holder no. 831/834



Holes in the Printed Circuit Board

## PC Mount, for 5x20mm and 5x25mm Fuses



## Specifications

### Montage

(2) Solder pins 0.5 x 1.1mm

**Protection Class & Category**  
IP 40 (IEC 60529)

### Materials

Holder: Duroplastic (Phenolplast PF), black  
Cap: Thermoplastic (Polyamide PA 6.6), UL 94 V-0, black  
Metal Parts: Copper alloy, corrosion protected  
Terminals: solderable tinned

### Electrical Data (23 °C)

Rated Voltage: 250 V  
max. Current/Power: 6.3 A / 2.5 W

### Operating Temperature

-25 °C to 70 °C (consider de-rating)

### Stock Conditions

10 °C to 60 °C

### Contact Resistance

≤ 5 mΩ

### Dielectric Strength

3 kV, 50Hz, 1 min., dry

### Insulation Resistance

> 10<sup>3</sup> MΩ (500 V DC, 1 min.)

### Solderability

235 °C, 3 sec. (Wave)  
350 °C, 1 sec. (Soldering Iron)

### Soldering Heat Resistance

260 °C, 5 sec.

### Minimum Cross Section

Conduction Path - 0.2mm<sup>2</sup>

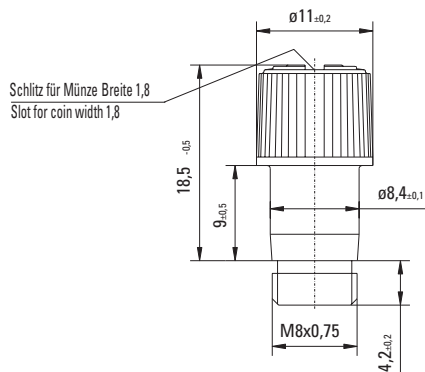
### Marking

598, 250 V

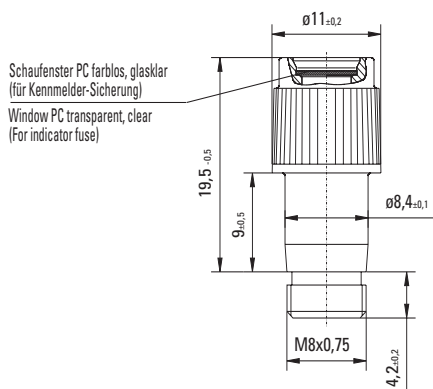
### Unit weight

4,9 g (598) / 3,6 g (585) / 3,4 g (586)

## Cap / No. 585 for fuses 5 x 20 mm



## Cap / No. 586 for fuses 5 x 25 mm



## Order Information

### Packaging

Bulk (100 St.)

### Order Numbers

Holder No. 598 0000 000  
Cap, 5 x 20 mm No. 585 0000 000  
Cap, 5 x 25 mm No. 586 0000 000

Note: 1.00 means the number one with two decimal places. 1,000 means the number one thousand.

