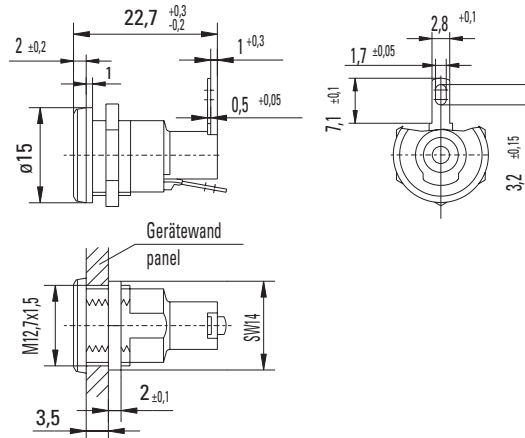
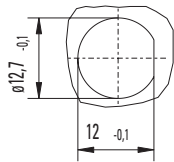


Holder / No. 595

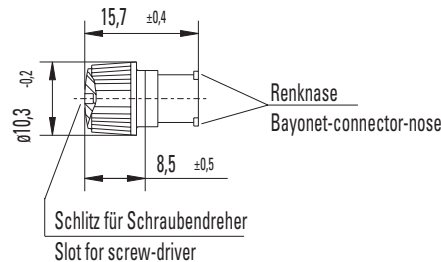
not for new developments;
please refer to holder no. 850

Panel Mount, for 5x20 mm Fuses



Holes in the Printed Circuit Board

Cap / No. 583



Specifications

Montage

12.7mm diameter D-hole
Admissible torque on plastic hex nut is 1.2Nm

Terminals

Solderable or 2.8mm quick connect-fits 0.5mm tab

Protection Class & Category

IP 40 (IEC 60529)

Materials

Holder: Duroplastic (Phenolplast PF), black
Cap: Thermoplastic (Polyamide PA 6.6), UL 94 V-0, black
Metal Parts: Copper alloy, corrosion protected solderable tinned
Terminals: corrosion protected solderable tinned

Electrical Data (23 °C)

Rated Voltage: 250 V
max. Current/Power: 6.3 A / 2.5 W

Operating Temperature

-25 °C to 70 °C (consider de-rating)

Stock Conditions

10 °C to 70 °C

Contact Resistance

≤ 5 mΩ

Dielectric Strength

3 kV, dry

Insulation Resistance

> 10³ MΩ (500 V DC, 1 min.)

Solderability

235 °C, 3 sec. (Wave)
350 °C, 1 sec. (Soldering Iron)

Soldering Heat Resistance

260 °C, 5 sec. (IEC 60068.2-20)

Marking

595, 250 V

Unit weight

3,4 g (595) / 1,7 g (583)

Order Information

Packaging

Bulk (100 St.)

Order Numbers

Holder No. 595 0000 000
Cap No. 583 0000 000



Note: 1.00 means the number one with two decimal places. 1,000 means the number one thousand.