

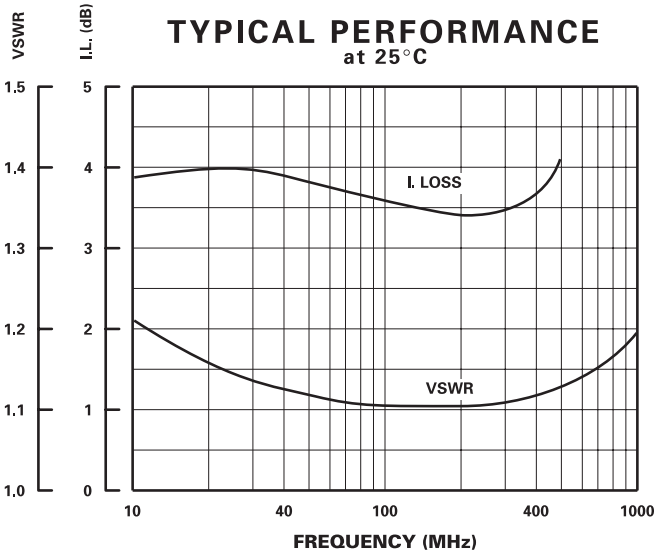
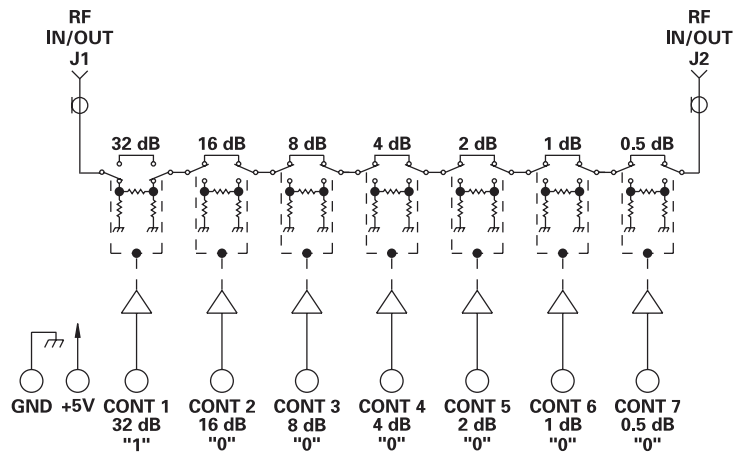
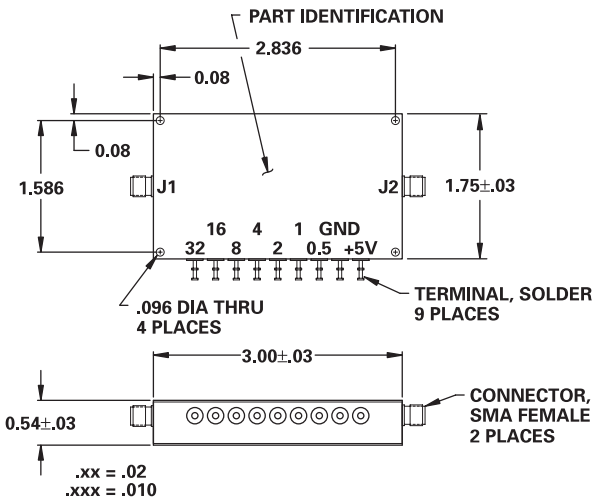
MODEL NUMBER 100C1595

PIN Diode 7 Section Attenuator

FEATURES

- 30-500 MHz
- 50 mA, +5 VDC
- 0.5 dB LSB, 63.5 dB Range
- TTL Control
- SMA Connectors
- See DA0295 for 38 Pin DIP Version

7 BIT



GUARANTEED PERFORMANCE

Parameter	Min	Typ	Max	Units	Conditions
Operating Frequency	30		500	MHz	
DC Current		50	85	mA	At +5 VDC Supply
Control Type		TTL			7 Line Logic "0" = Thru Logic "1" = Attenuation
Control Current	High Low		40 -400	μA	V _{IH} = +2.7V V _{IL} = +0.5V
Insertion Loss		4.2	6.0	dB	
Attenuation	LSB Range Accuracy	0	0.5 63.5	dB dB	0.5, 1, 2, 4, 8, 16, 32 ± (0.15 dB +2% of Atten. Setting in dB) for Values ≥ 1 dB ± (0.05 dB +15% of Atten. Setting in dB) for Values < 1 dB
VSWR		1.2/1	1.35/1		
Impedance		50		OHMS	
Switching Speed		5	20	μSec	50% TTL to 90% / 10% RF
RF Power	Operate No Damage	+18	+13 +20	dBm dBm	0.1 dB Compression
Operating Temperature	-55	+25	+85	°C	TA