

BG12232B₁



Feature

1. COB with metal frame, with FFC cable
2. Built-in internal clock
3. Built-in controller SED1520Doa
4. 1/32 duty cycle
5. +3V~+ 5V single power supply
6. Option: LED edge B/L
7. No negative voltage potion

Mechanical Data

Item	Standard Value	Unit
Module Dimension	65.4 x 28.2	mm
Viewing Area	54.8 x 19.0	mm
Dot Size	0.36 x 0.41	mm
Dot Pitch	0.4 x 0.45	mm



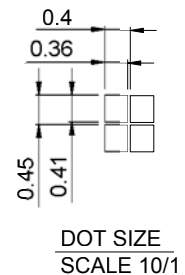
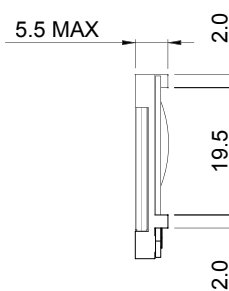
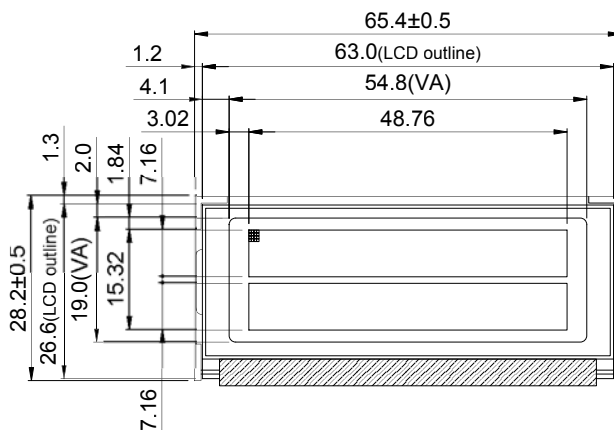
Pin Assignment

Pin	Symbol	Function
1	Vdd	Power supply +3V~+ 5V
2	Vss	GND
3	Vo	Contrast Adjustment
4	/RES	L: RESET
5	E1	Data Latch For chip1
6	E2	Data Latch For chip2
7	R/W	H: Read L: write
8	Ao	H: Data L: instruction
9~16	DB0~ 7	Data bus line
17	A	Power supply B/L (+)
18	K	Power supply for B/L (GND)

Electronic Characteristics

Item	Symbol	Condition	Typical Value	Unit
Input Voltage	Vdd	Vdd = +5V	5.0	V
Supply Current	Idd	Vdd = +5V	0.5	mA
LCD Driving Voltage	Vdd-Vo	25°C	4.7	V
LED Forward Voltage	Vf	25°C	2.1	V
LED Forward Current	If	25°C	100	mA

Dimension



LED B/L or
NO B/L (WITH HOUSING)

