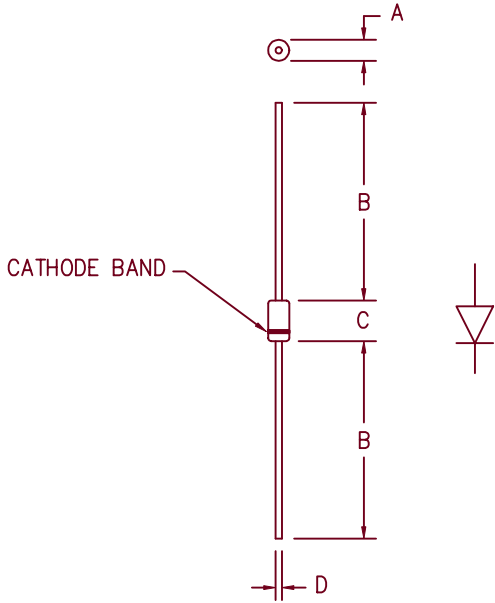


8 Amp Schottky Rectifier MS880 — MS8100



Dim.	Inches		Millimeter		Notes
	Minimum	Maximum	Minimum	Maximum	
A	.188	.260	4.78	6.50	Dia.
B	1.00	---	25.4	---	
C	.285	.375	7.24	9.52	
D	.046	.056	1.17	1.42	Dia.

PLASTIC D0201AD

Microsemi Catalog Number	Working Peak Reverse Voltage	Repetitive Peak Reverse Voltage
MS880	80V	80V
MS890	90V	90V
MS8100	100V	100V

- Schottky Barrier Rectifier
- Guard Ring Protection
- 175°C Junction Temperature
- High Current Capability
- V_{RRM} 80 to 100 Volts

Electrical Characteristics

Average forward current	$I_F(AV)$ 8.0 Amps	$T_A = 120^\circ\text{C}$ Square wave, $R_{\theta JL} = 9.0^\circ\text{C/W}$, $L = 3/8''$
Maximum surge current	$I_F(AV)$ 300 Amps	8.3ms, half sine, $T_J = 175^\circ\text{C}$
Max peak forward voltage	V_{FM} .60 Volts	$I_{FM} = 8.0\text{A}; T_J = 175^\circ\text{C}^*$
Max peak forward voltage	V_{FM} .78 Volts	$I_{FM} = 8.0\text{A}; T_J = 25^\circ\text{C}^*$
Max peak reverse current	I_{RM} 500 μA	$V_{RRM}, T_J = 25^\circ\text{C}$
Typical junction capacitance	C_J 440pF	$V_R = 5.0\text{V}, T_J = 25^\circ\text{C}$

* Pulse test: Pulse width 300 μsec , Duty cycle 2%

Thermal and Mechanical Characteristics

Storage temperature range	T_{STG}	-55°C to 175°C
Operating junction temp range	T_J	-55°C to 175°C
Maximum thermal resistance	$L = 3/8''$ $R_{\theta JL}$	9.0°C/W Junction to Lead
Weight		.032 ounces (1.0 grams) typical

MS880 — MS8100

Figure 1
Typical Forward Characteristics

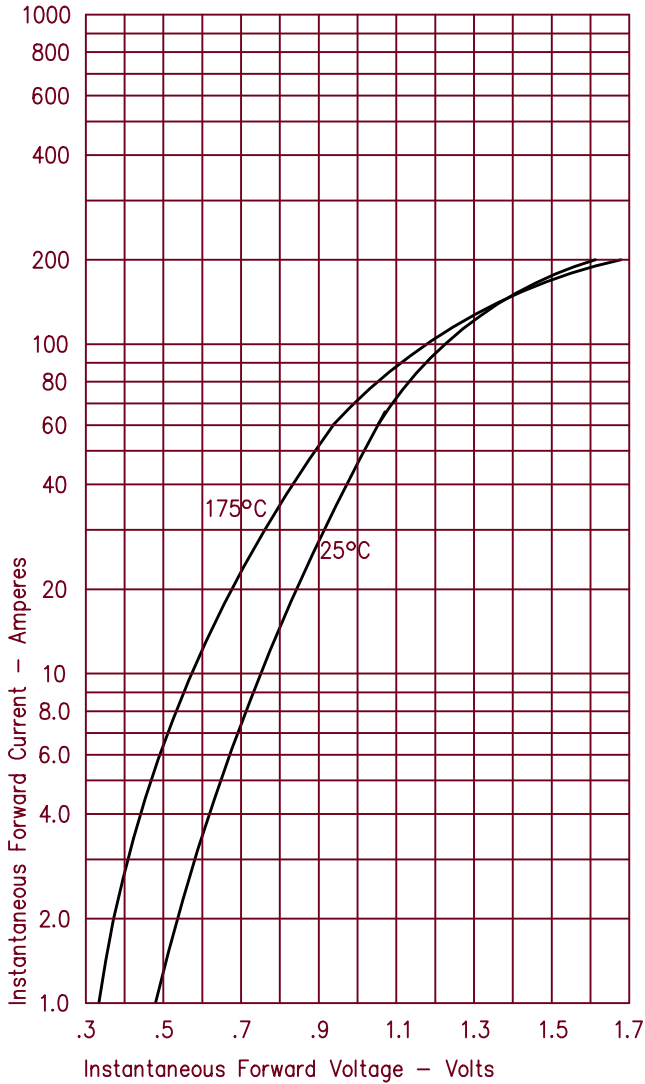


Figure 3
Typical Junction Capacitance

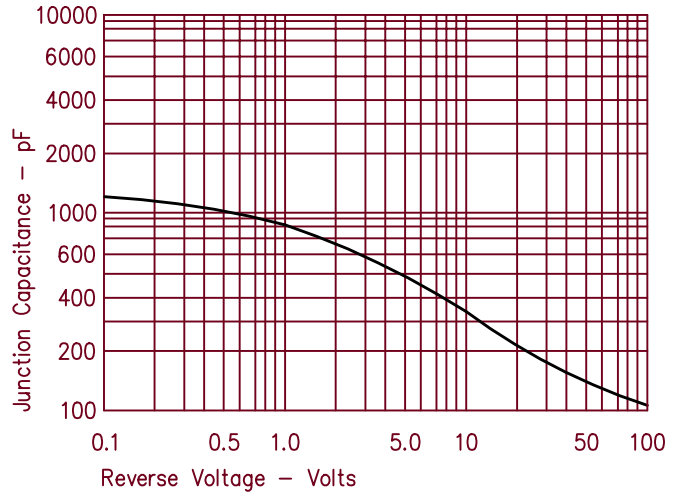


Figure 2
Typical Reverse Characteristics

