

SSL40C Series

Single Output External Power Supply

- 4.65 x 2.40 x 1.08 inch enclosure
- 40W continuous external power supply
- Molded UL94V-0 plastic enclosure
- Overvoltage and short circuit protection
- EN55022, FCC conducted and radiated emissions level B
- UL, CSA, VDE and CE safety approvals

The SSL40C series is a 40W universal input AC/DC external Class II power supply in a 4.65 x 2.40 x 1.08 inch plastic enclosure. The SSL40C represents the next generation of low cost external power supplies, suitable for a host of worldwide low power external power applications. The SSL40C provides up to 40W under natural convection cooling. Standard features include universal AC input, overvoltage and short circuit protection and meets EN55022 level B for conducted emissions. The SSL40C has several output voltages available ranging from 12V to 48V. The series has full international safety approvals and carries the CE mark to provide pre-approved SELV outputs.



CE (LVD & EMC)

2 YEAR WARRANTY

All specifications are typical at nominal input, full load at 25°C unless otherwise stated

SPECIFICATIONS

OUTPUT SPECIFICATIONS

Total regulation	Main output Line, load and temperature coefficient	±5.0%
Overshoot/undershoot	Less than 10ms	10%
Transient response	Main output, 70% to 100% full load step	±5.0% of nominal voltage
Overvoltage protection (See Note 5)	Auto-recovery	140% nominal
Short circuit protection		Continuous with auto-recovery
Minimum output current		0A

INPUT SPECIFICATIONS

Input voltage range	Universal input	90 to 264VAC
Input frequency range		47Hz to 63Hz
Input current	90VAC 264VAC	1.0Arms max. 0.6Arms max.

EMC CHARACTERISTICS

Radiated emissions	EN55022, FCC	Level B
Conducted emissions	EN55022, FCC	Level B




GENERAL SPECIFICATIONS

Hold-up time	115VAC @ full load	10ms
Efficiency	115VAC @ full load	80% typ.
Isolation voltage	Input/output	3000VAC
Switching frequency	Fixed	72kHz, typ.
Approvals and standards (See Note 4)		EN60950, IEC950, UL1950 CSA C22.2 No. 950
Case material		General Electric Lexan, black
Flammability rating		UL94V-0
Weight		200g (7oz)
MTBF	MIL-HDBK-217F @ 25°C	>150,000 hours

ENVIRONMENTAL SPECIFICATIONS

Thermal performance	Operating, full load Non-operating 0°C to +40°C ambient, convection cooled	0°C to +40°C -10°C to +85°C Full load
Relative humidity		5% to 95% RH
Altitude	Operating Non-operating	10,000 feet max. 30,000 feet max.
Vibration (See Note 6)	5Hz to 500Hz	2.4G (approx.)
Shock	per MIL-STD-810E	516.4 Part IV

International Safety Standard Approvals

	VDE0805/EN60950/IEC950 File No. 133084G
	UL1950 File No. E136005
	CSA C22.2 No. 950 File No. LR41062

SSL40C Series

Single Output External Power Supply

For the most current data and application support visit www.artesyn.com/powergroup/products.htm

OUTPUT VOLTAGE	OUTPUT CURRENTS			RIPPLE ⁽²⁾	TOTAL REGULATION ⁽³⁾	OVP (MAX)	MODEL NUMBER
	MIN	MAX	PEAK ⁽¹⁾				
+12V	0A	3.00A	3.60A	120mV	11.4V to 12.6V	16.8V	SSL40C-7612
+15V	0A	2.66A	3.00A	150mV	14.25V to 15.75V	21V	SSL40C-7615
+18V	0A	2.22A	2.60A	180mV	17.1V to 18.9V	25.2V	SSL40C-7618
+24V	0A	1.66A	1.90A	240mV	22.8V to 25.2V	33.6V	SSL40C-7624
+48V	0A	0.83A	1.00A	300mV	45.6V to 50.4V	64V	SSL40C-7617

Notes

- 1 Peak output current lasting less than 3 seconds and non repetitive. During peak loading output voltage may exceed total regulation limits.
- 2 20MHz bandwidth, peak to peak, measured using 0.1µF ceramic capacitor in parallel with a 10µF tantalum capacitor at the point of output load.
- 3 Total regulation is defined as the static output regulation at 25°C, including initial tolerance, line voltage within stated limits, load currents within stated limits, and output voltages adjusted to their factory settings.
- 4 To maintain user-system safety approvals, the input power cable must be appropriately rated and approved.
- 5 This feature protects output circuitry from output overvoltage caused by internal PSU failure.
- 6 Three orthogonal axes random vibration, 10 minute test for each axis.

SINGLE OUTPUT PIN CONNECTIONS 2.5MM JACK PLUG

Inner	V _A		SWITCHCRAFT Power Jack, P/N 712A or equiv.
Outer	Return		
INPUT CONNECTOR			
IEC 320	Two pins	C8 type	Rated at 2.5A, 250VAC

