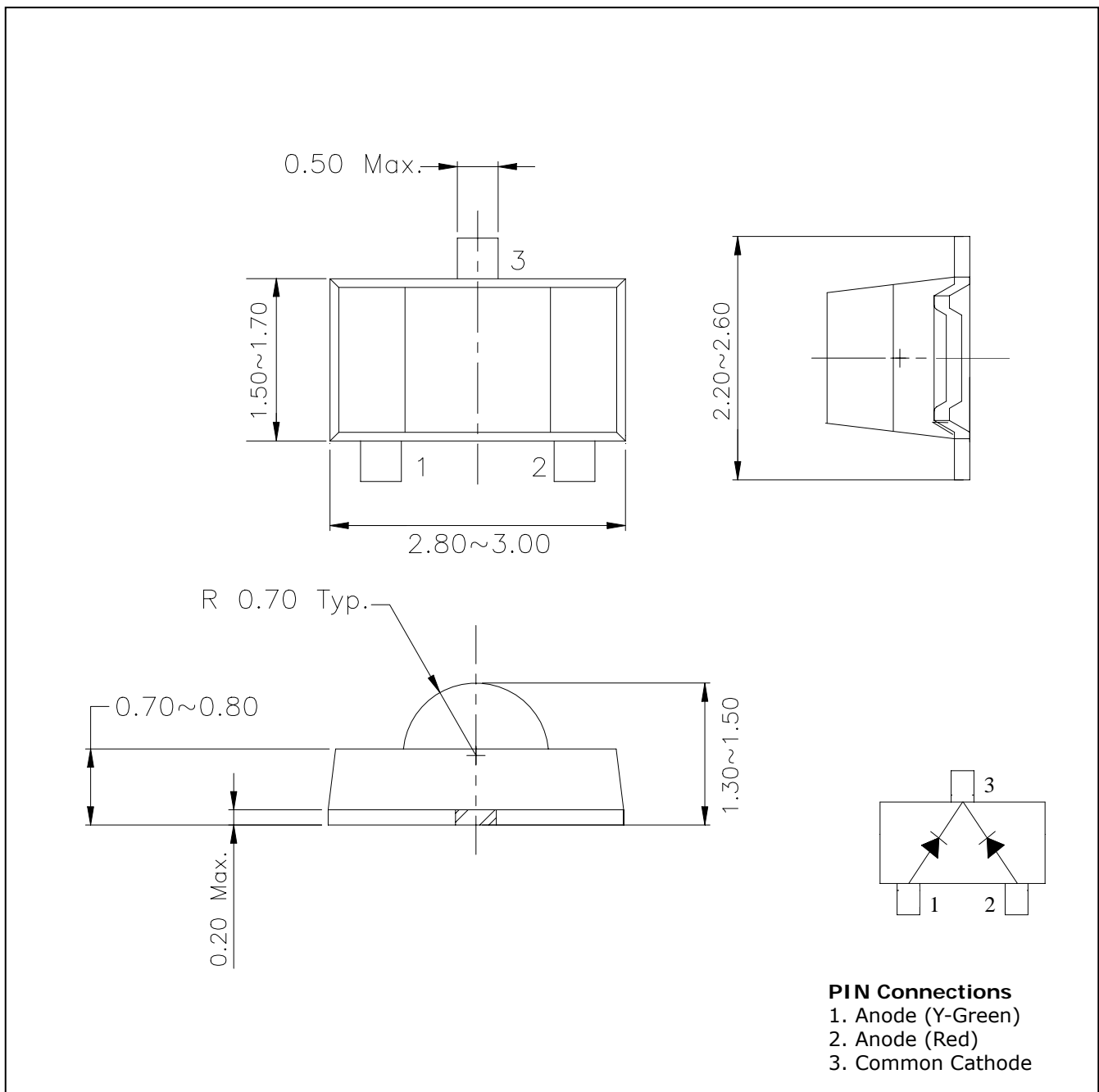


**Features**

- Colorless transparency lens type
- Compact type
- Radiation size 2.9mm(L)×1.6mm(W) surface mount type.
- Radiation color (Red, Y-Green)

**Outline Dimensions**

**unit : mm**



**PIN Connections**  
 1. Anode (Y-Green)  
 2. Anode (Red)  
 3. Common Cathode

## Absolute Maximum Ratings

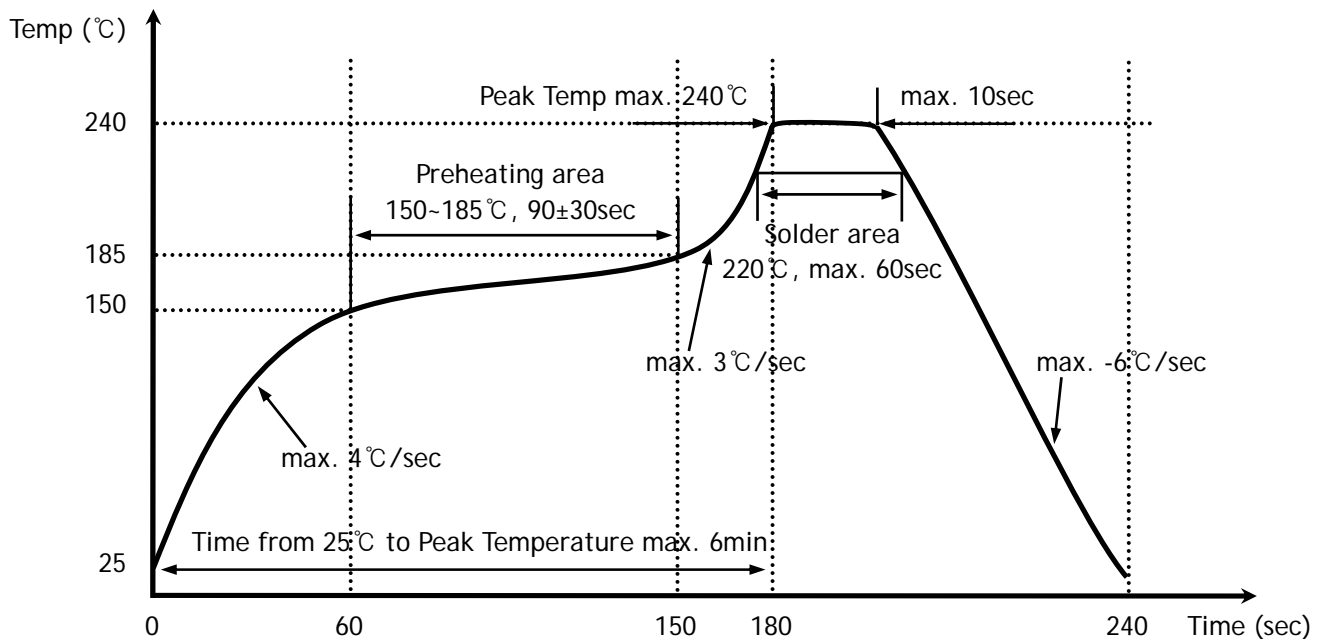
(Ta=25°C)

Characteristic	Symbol	Rating		Unit
		Red	Y-Green	
Power dissipation	$P_D$	75	75	mW
Forward current	$I_F$	30	30	mA
*1Peak forward current	$I_{FP}$	50	50	mA
Reverse voltage	$V_R$	4	4	V
Operating temperature range	$T_{opr}$	-25 ~ 85		°C
Storage temperature range	$T_{stg}$	-30 ~ 100		°C
*2Soldering temperature	$T_{sol}$	240°C for 10 seconds		

\*1. Duty ratio = 1/16, Pulse width = 0.1ms

\*2. Recommended reflow soldering temperature profile

- Preheating 150°C to 185°C within 120 seconds soldering 240°C within 10 seconds
- Gradual cooling (Avoid quenching)



## Electrical / Optical Characteristics

(Ta=25°C)

Characteristic	Symbol	Test Condition	Min.	Typ.	Max.	Unit
Forward voltage	$V_F$	Red	-	2.0	2.5	V
		Y-Green		2.1	2.5	
Luminous intensity	$I_V$	Red	-	88	-	mcd
		Y-Green		44	-	
Peak wavelength	$\lambda_P$	Red	-	660	-	nm
		Y-Green		570	-	
Spectrum bandwidth	$\Delta\lambda$	Red	-	35	-	nm
		Y-Green		30	-	
Reverse current	$I_R$	$V_R=4V$	-	-	10	µA
*3Half angle	$\theta_{1/2}$	$I_F=20mA$	-	±60	-	deg

\*3.  $\theta_{1/2}$  is the off-axis angle where the luminous intensity is 1/2 the peak intensity

Characteristic Diagrams

Fig. 1  $I_F - V_F$

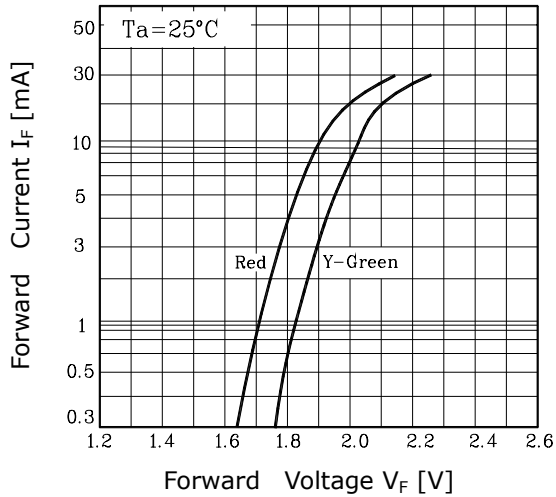


Fig. 2  $I_V - I_F$

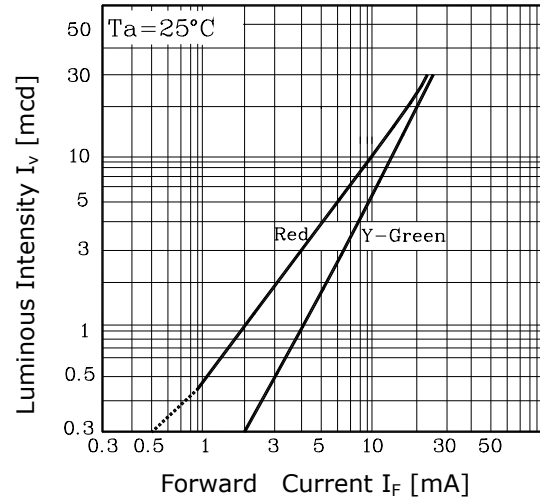


Fig. 3  $I_F - T_a$

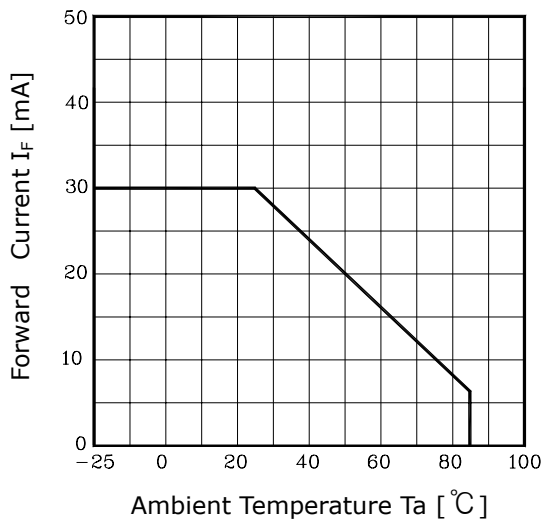


Fig.4 Spectrum Distribution

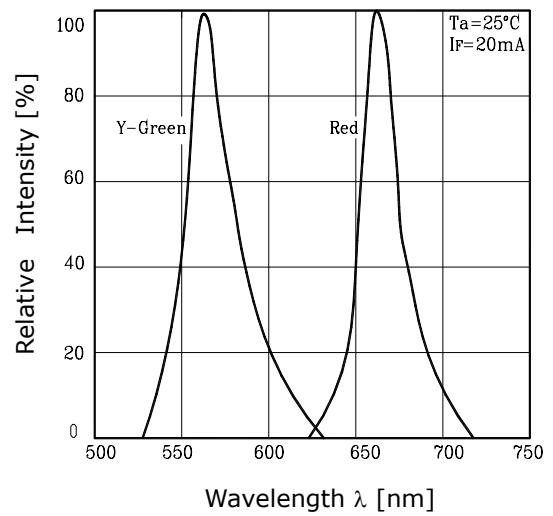
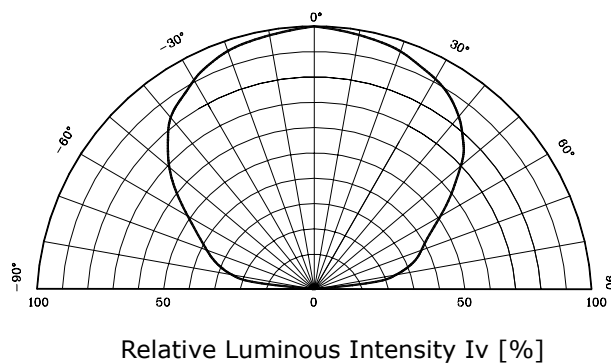


Fig. 5-1 Radiation Diagram



**The AUK Corp. products are intended for the use as components in general electronic equipment (Office and communication equipment, measuring equipment, home appliance, etc.).**

**Please make sure that you consult with us before you use these AUK Corp. products in equipments which require high quality and / or reliability, and in equipments which could have major impact to the welfare of human life(atomic energy control, airplane, spaceship, transportation, combustion control, all types of safety device, etc.). AUK Corp. cannot accept liability to any damage which may occur in case these AUK Corp. products were used in the mentioned equipments without prior consultation with AUK Corp..**

**Specifications mentioned in this publication are subject to change without notice.**