

## DN6849/SE/TE/S

Hall IC (Operating Temperature Range  
Topr = -40 to +100°C, Operating in Alternative  
Magnetic Field)

### Overview

The DN6849/SE/TE/S is a combination of a Hall element, amplifier, Schmitt circuit, and stabilized power supply/temperature compensator integrated on an identical chip by using the IC technology. It amplifies Hall element output at the amplifier, converts into a digital signal through the Schmitt circuit, and drives the TTL or MOS IC directly.

### Features

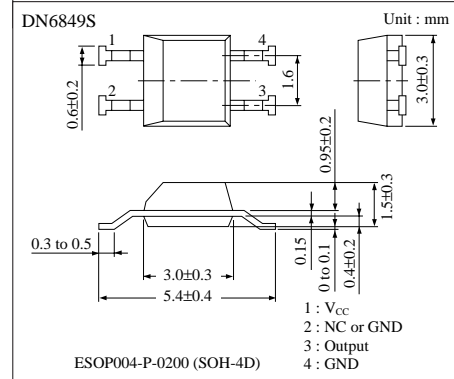
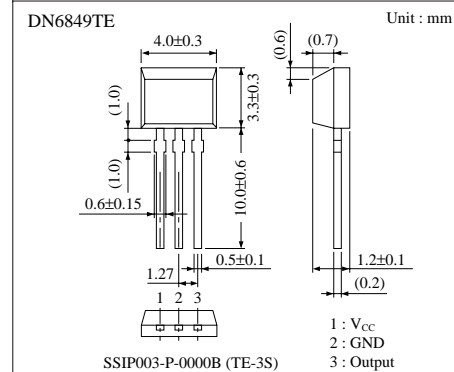
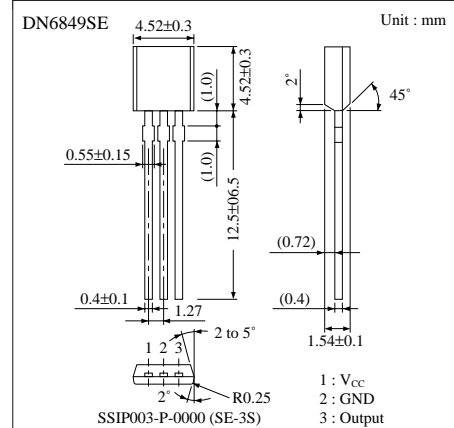
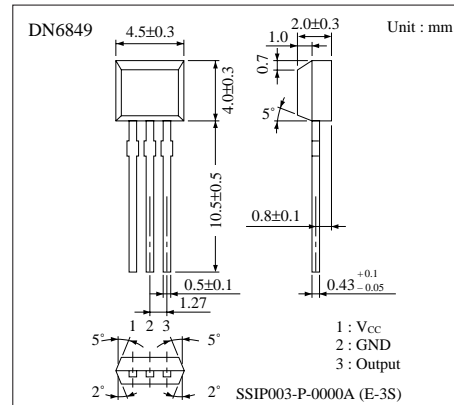
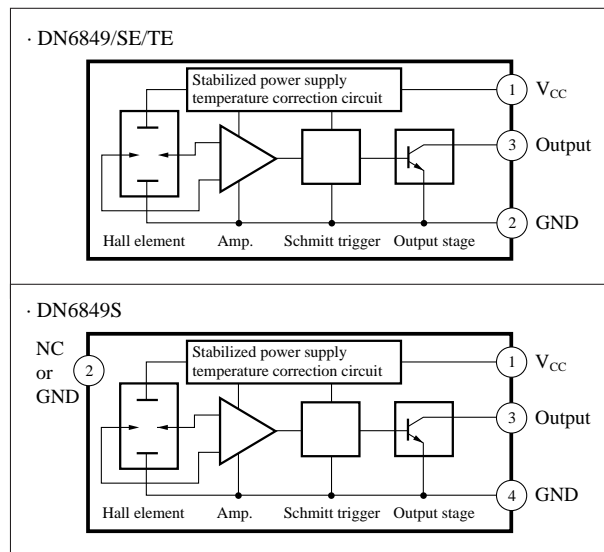
- High sensitivity and low drift
- Stable temperature characteristics due to the additional temperature compensator
- Wide operating supply voltage range ( $V_{CC}=4.5$  to 16V)
- Operating in alternative magnetic field
- TTL and MOS ICs directly drivable by output
- Output open collector

### Applications

- Speed sensors
- Position sensors
- Rotation sensors
- Keyboard switches
- Microswitches

Note) This IC is not suitable for car electrical equipments.

### Block Diagram



## ■ Absolute Maximum Ratings (Ta=25°C)

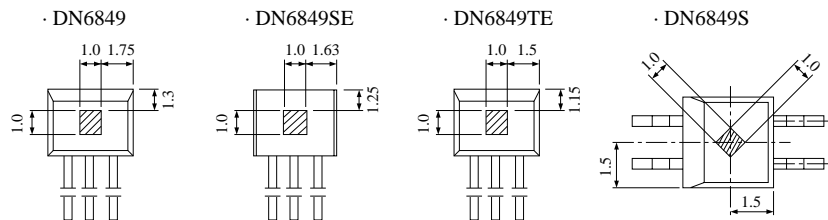
Parameter	Symbol	Rating	Unit
Supply voltage	$V_{CC}$	18	V
Supply current	$I_{CC}$	8	mA
Circuit current	$I_O$	20	mA
Power dissipation	$P_D$	150	mW
Operating ambient temperature	$T_{opr}$	-40 to +100	°C
Storage temperature	$T_{stg}$	-55 to +125	°C

## ■ Electrical Characteristics (Ta=25°C)

Parameter	Symbol	Condition	min	typ	max	Unit
Operating flux density	$B_1$ (L to H)	$V_{CC}=12V$	-17.5	-6	—	mT
	$B_2$ (H to L)	$V_{CC}=12V$	—	6	17.5	mT
Hysteresis width	BW	$V_{CC}=12V$	7	10	—	mT
Low output voltage	$V_{OL}$	$V_{CC}=4.5$ to 16V, $I_O=12mA$ , $B=17.5mT$	—	—	0.4	V
High output current	$I_{OH}$	$V_{CC}=4.5$ to 16V, $V_O=16V$ , $B=-17.5mT$	—	—	10	$\mu A$
Supply current	$I_{CC}$	$V_{CC}=16V$	—	—	6	mA
		$V_{CC}=4.5V$	—	—	5.5	mA

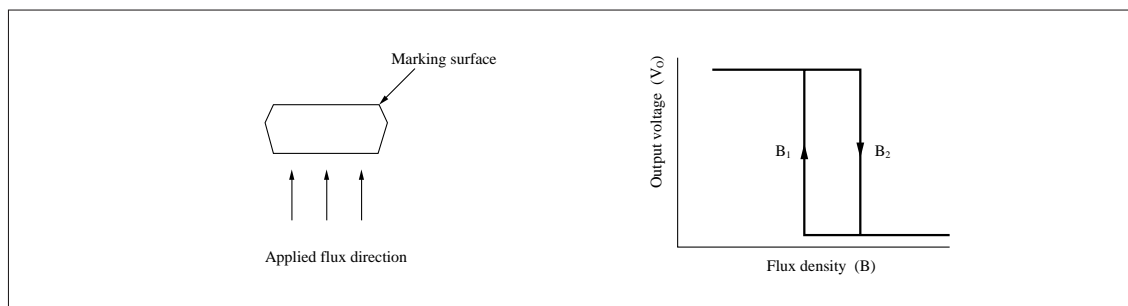
## ■ Hall Element Position

Unit : mm  
The center of the Hall element is in the hatched area in the right figure.



Distance from package surface to sensor	DN6849	DN6849SE	DN6849TE	DN6849S
		0.7	0.42	0.4

## ■ Flux-Voltage Conversion Characteristics

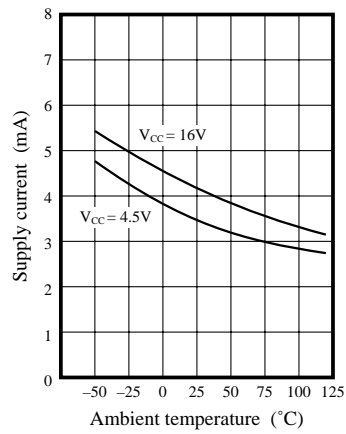


## ■ Precaution on Use

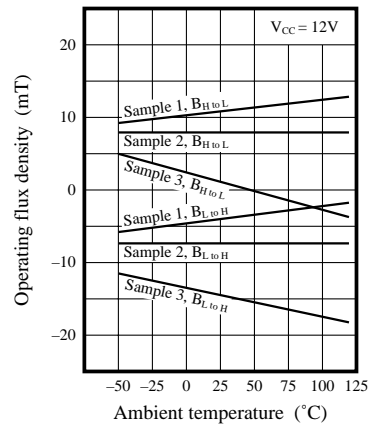
1. Change of the operation magnetic flux density does not depend on the supply voltage, because the stabilization power supply is built-in. (only for the range ;  $V_{CC}= 4.5$  to  $16V$ )
2. Change from “H” to “L” level increases the supply current by approx.  $1mA$ .

## ■ Characteristics Curve

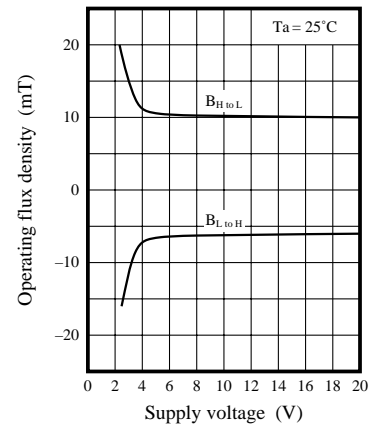
Supply voltage – Ambient temperature



Operating flux density – Ambient temperature



Operating flux density – Supply voltage



Output low level voltage – Ambient temperature

