



Micro Commercial Components
 21201 Itasca Street Chatsworth
 CA 91311
 Phone: (818) 701-4933
 Fax: (818) 701-4939

1N4148W

High Speed Switching Diode 500mW

Features

- Fast Switching Speed
- Surface Mount Package Ideally Suited for Automatic Insertion
- For General Purpose Switching Applications
- High Conductance

Mechanical Data

- Case: SOD-123, Molded Plastic
- Terminals: Solderable per MIL-STD-202, Method 208
- Polarity: Indicated by Cathode Band
- Weight: 0.01 grams (approx.)

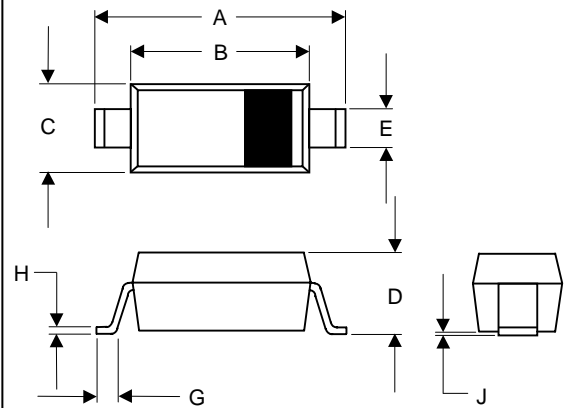
Maximum Ratings @ 25°C Unless Otherwise Specified

Characteristic	Symbol	Value	Unit
Non-Repetitive Peak Reverse Volt.	V_{RM}	100	V
Peak Repetitive Reverse Voltage	V_{RRM}	75	V
Working Peak Reverse Voltage	V_{RWM}		
DC Blocking Voltage	V_R		
RMS Reverse Voltage	$V_{R(RMS)}$	53	V
Forward Continuous Current(Note1)	I_{FM}	300	mA
Average Rectified Output Current	I_o	150	mA
Non-Repetitive Peak @ $t \leq 1.0s$	I_{FSM}	2	A
Forward Surge Current @ $t = 10\mu s$		1	A
Power Dissipation(Note 1)	P_d	500	mW
Thermal Resistance(Note 1)	R	315	K/W
Operation/Storage Temp. Range	T_j, T_{STG}	-55 to +150	°C

Electrical Characteristics @ 25°C Unless Otherwise Specified

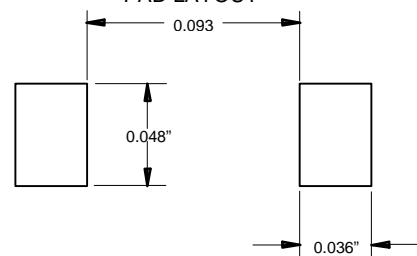
Charateristic	Symbol	Max	Unit	Test Cond.
Maximum Forward Voltage Drop	V_{FM}	0.715	V	$I_F = 1.0mA$
		0.855		$I_F = 10mA$
		1		$I_F = 50mA$
		1.25		$I_F = 150mA$
Maximum Peak Reverse Current	I_{RM}	5.0	uA	$V_R = 75V, T_j = 25^\circ C$
		50		$V_R = 25V, T_j = 150^\circ C$
		25		$V_R = 20V$
Junction Capacitance	C_j	4	pF	$V_R = 0V, f = 1.0MHz$
Reverse Recovery Time	t_{rr}	4	ns	$I_F = I_R = 50mA, I_{rr} = 0.1I_R, R_L = 100 OHM$

SOD123



DIM	INCHES		MM		NOTE
	MIN	MAX	MIN	MAX	
A	.140	.152	3.55	3.85	
B	.100	.112	2.55	2.85	
C	.055	.071	1.40	1.80	
D	-----	.053	-----	1.35	
E	.012	.031	0.30	.78	
G	.006	-----	0.15	-----	
H	-----	.01	-----	.25	
J	-----	.006	-----	.15	

SUGGESTED SOLDER PAD LAYOUT



Note: 1. Valid provided that terminals are kept at ambient temperature

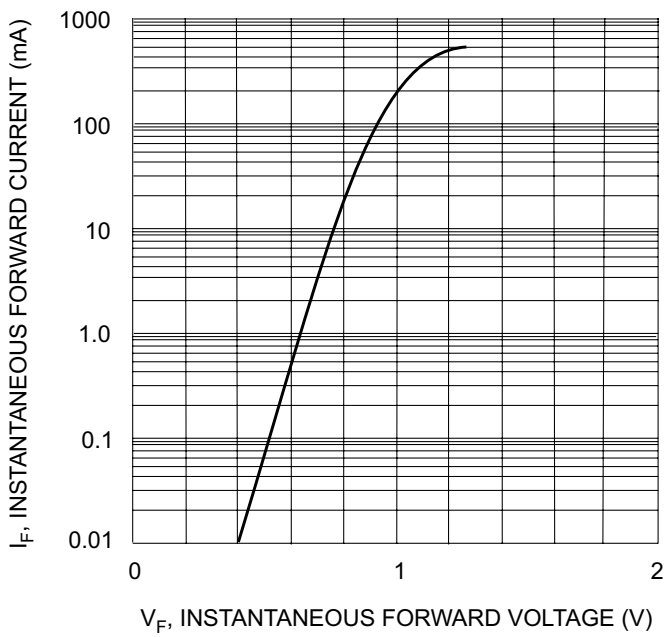


Fig. 1 Forward Characteristics

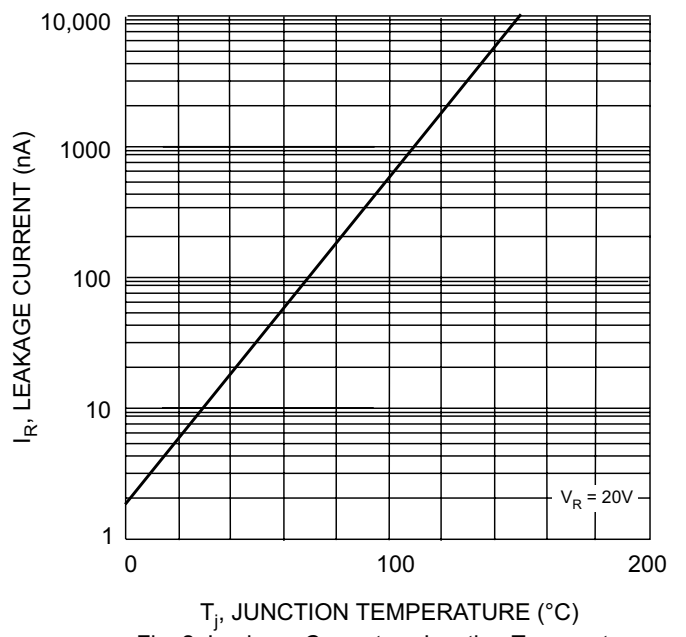


Fig. 2 Leakage Current vs Junction Temperature