

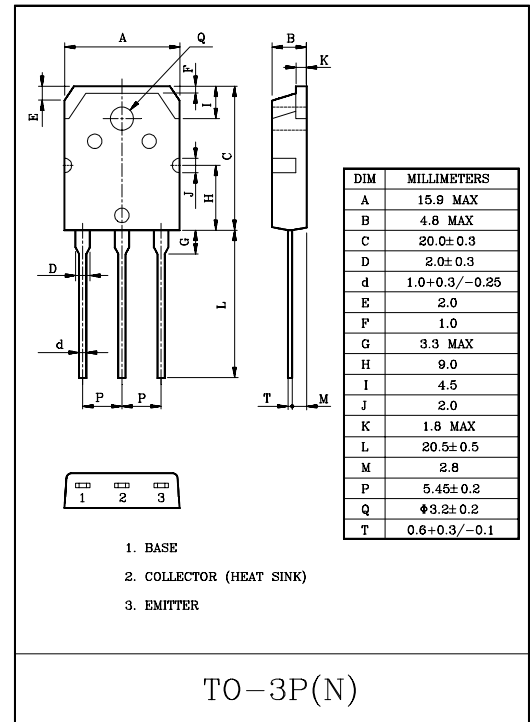
POWER AMPLIFIER APPLICATIONS.

FEATURES

- High Collector Voltage : $V_{CEO} = -230V$ (Min.)
- Complementary to KTC5242.
- Recommended for 80W High Fidelity Audio Frequency Amplifier Output Stage.

MAXIMUM RATINGS ($T_a = 25^\circ C$)

CHARACTERISTIC	SYMBOL	RATING	UNIT
Collector-Base Voltage	V_{CBO}	-230	V
Collector-Emitter Voltage	V_{CEO}	-230	V
Emitter-Base Voltage	V_{EBO}	-5	V
Collector Current	I_C	-15	A
Base Current	I_B	-1.5	A
Collector Power Dissipation ($T_c = 25^\circ C$)	P_C	130	W
Junction Temperature	T_j	150	$^\circ C$
Storage Temperature Range	T_{stg}	-55 ~ 150	$^\circ C$

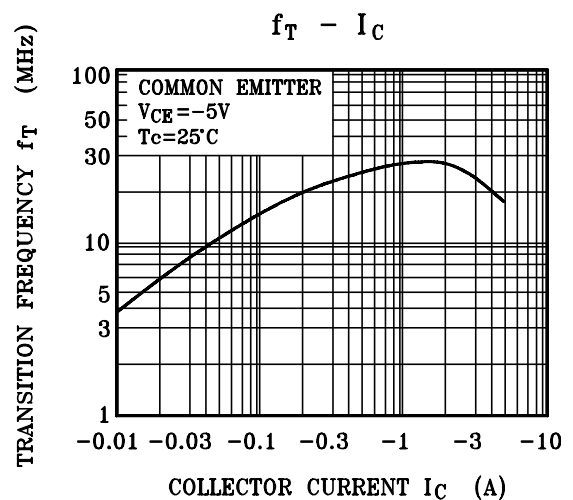
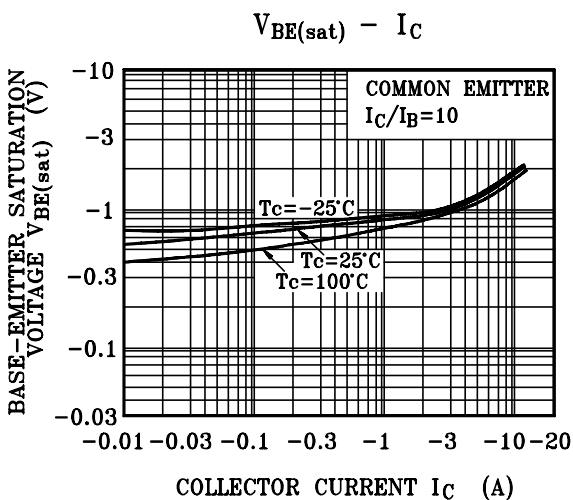
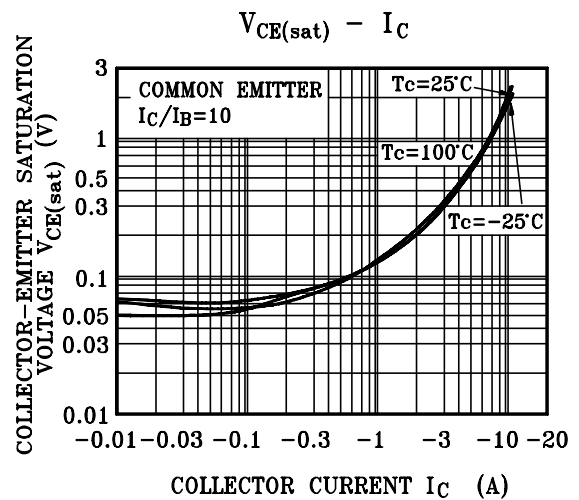
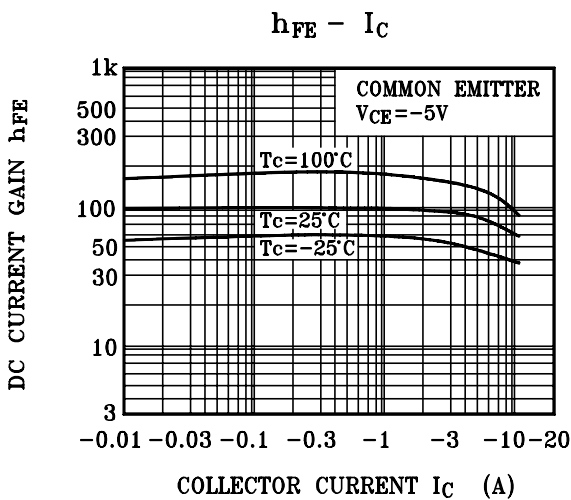
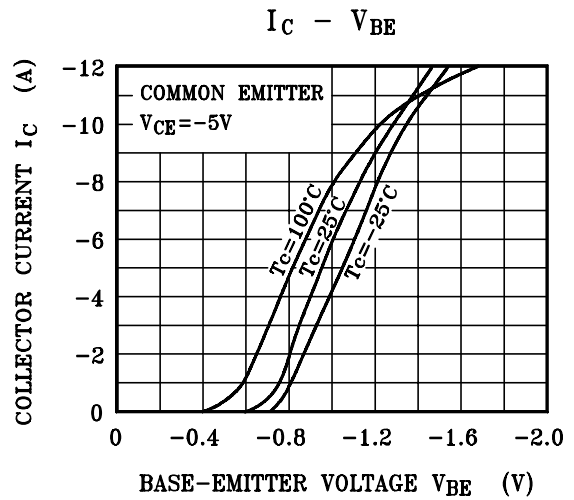
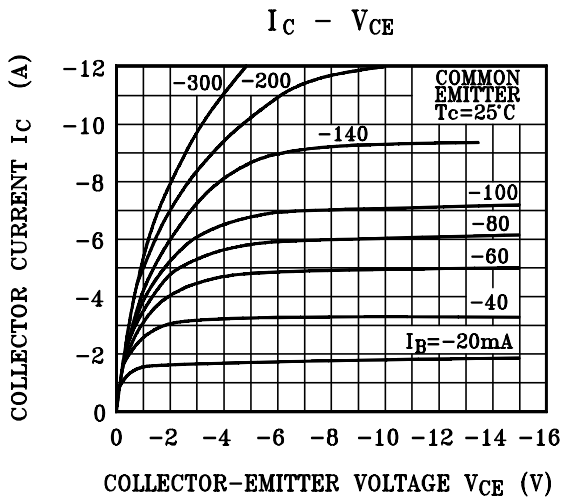


ELECTRICAL CHARACTERISTICS ($T_a = 25^\circ C$)

CHARACTERISTIC	SYMBOL	TEST CONDITION	MIN.	TYP.	MAX.	UNIT
Collector Cut-off Current	I_{CBO}	$V_{CB} = -230V, I_E = 0$	-	-	-5.0	μA
Emitter Cut-off Current	I_{EBO}	$V_{EB} = -5V, I_C = 0$	-	-	-5.0	μA
Collector-Emitter Breakdown Voltage	$V_{(BR)CEO}$	$I_C = -50mA, I_B = 0$	-230	-	-	V
DC Current Gain	$h_{FE} (1)$ (Note)	$V_{CE} = -5V, I_C = -1A$	55	-	160	
	$h_{FE} (2)$	$V_{CE} = -5V, I_C = -7A$	35	60	-	
Collector-Emitter Saturation Voltage	$V_{CE(sat)}$	$I_C = -8A, I_B = -0.8A$	-	-1.5	-3.0	V
Base-Emitter Voltage	V_{BE}	$V_{CE} = -5V, I_C = -7A$	-	-1.0	-1.5	V
Transition Frequency	f_T	$V_{CE} = -5V, I_C = -1A$	-	30	-	MHz
Collector Output Capacitance	C_{ob}	$V_{CB} = -10V, I_E = 0, f = 1MHz$	-	360	-	pF

Note : h_{FE} Classification R:55~110 , O:80~160

KTA1962



KTA1962

