



**MBRD320  
MBRD330  
MBRD340**

**SCHOTTKY RECTIFIER**

**3.0 Amp**



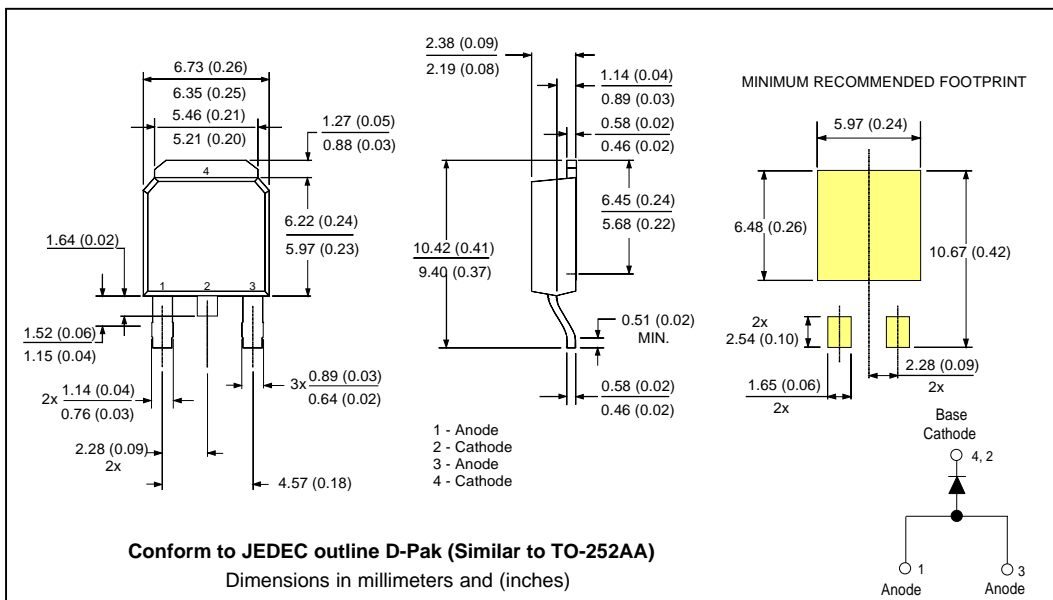
**Major Ratings and Characteristics**

Characteristics	Value	Units
$I_{F(AV)}$ Rectangular waveform	3.0	A
$V_{RRM}$	20 - 30 - 40	V
$I_{FSM}$ @ $t_p=5 \mu s$ sine	490	A
$V_F$ @ 3 Apk, $T_J=125^\circ C$	0.49	V
$T_J$	-40 to 150	$^\circ C$

**Description/ Features**

The MBRD320, MBRD330, MBRD340 surface mount Schottky rectifier has been designed for applications requiring low forward drop and small foot prints on PC board. Typical applications are in disk drives, switching power supplies, converters, free-wheeling diodes, battery charging, and reverse battery protection.

- Popular D-PAK outline
- Small foot print, surface mountable
- Low forward voltage drop
- High frequency operation
- Guard ring for enhanced ruggedness and long term reliability



Voltage Ratings

Part number	MBRD320	MBRD330	MBRD340
V <sub>R</sub> Max. DC Reverse Voltage (V)	20	30	40
V <sub>RWM</sub> Max. Working Peak Reverse Voltage (V)			

Absolute Maximum Ratings

Parameters	Value	Units	Conditions
I <sub>F(AV)</sub> Max. Average Forward Current	3.0	A	50% duty cycle @ T <sub>L</sub> = 133°C, rectangular wave form
I <sub>FSM</sub> Max. Peak One Cycle Non-Repetitive Surge Current	490		5µs Sine or 3µs Rect. pulse
	75		10ms Sine or 6ms Rect. pulse
E <sub>AS</sub> Non Repetitive Avalanche Energy	8.0	mJ	T <sub>J</sub> = 25 °C, I <sub>AS</sub> = 1Amp, L = 16mH
I <sub>AR</sub> Repetitive Avalanche Current	1.0	A	Current decaying linearly to zero in 1 µsec Frequency limited by T <sub>J</sub> max. Va = 1.5 x Vr typical

Electrical Specifications

Parameters	Typ.	Max.	Units	Conditions
V <sub>FM</sub> Max. Forward Voltage Drop (1) See Fig. 1	0.48	0.6	V	@ 3A
	0.58	0.7	V	@ 6A
	0.41	0.49	V	@ 3A
	0.55	0.625	V	@ 6A
I <sub>RM</sub> Max. Reverse Leakage Current (1) See Fig. 2	0.02	0.2	mA	T <sub>J</sub> = 25 °C
	10.7	20	mA	T <sub>J</sub> = 125 °C
C <sub>T</sub> Typical Junction Capacitance	189	-	pF	V <sub>R</sub> = 5V <sub>DC</sub> (test signal range 100kHz to 1Mhz), @ 25°C
L <sub>S</sub> Typical Series Inductance	5.0	-	nH	Measured lead to lead 5mm from package body
dv/dt Max. Voltage Rate of Change	-	10000	V/ µs	(Rated V <sub>R</sub> )

(1) Pulse Width < 300µs, Duty Cycle <2%

Thermal-Mechanical Specifications

Parameters	Value	Units	Conditions
T <sub>J</sub> Max. Junction Temperature Range (*)	-40 to 150	°C	
T <sub>stg</sub> Max. Storage Temperature Range	-40 to 175	°C	
R <sub>thJC</sub> Max. Thermal Resistance Junction to Case	6.0	°C/W	DC operation * See Fig. 4
R <sub>thJA</sub> Max. Thermal Resistance Junction to Ambient	80	°C/W	
wt Approximate Weight	0.3(0.01)	g(oz.)	
Case Style	D-PAK		Similar to TO-252AA

(\*)  $\frac{dP_{tot}}{dT_j} < \frac{1}{R_{th(j-a)}}$  thermal runaway condition for a diode on its own heatsink

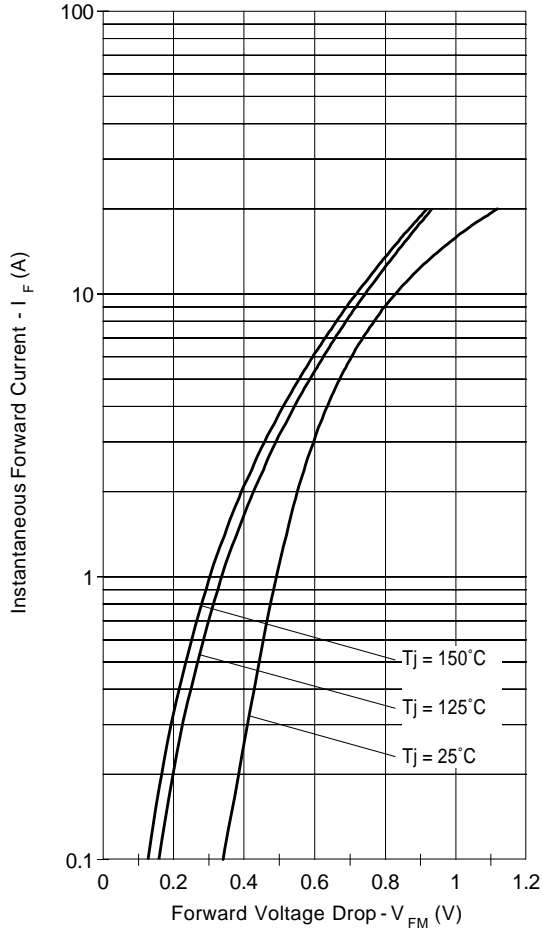


Fig. 1 - Maximum Forward Voltage Drop Characteristics

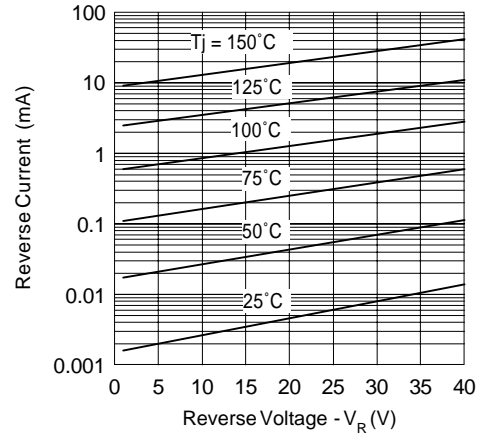


Fig. 2 - Typical Values of Reverse Current Vs. Reverse Voltage

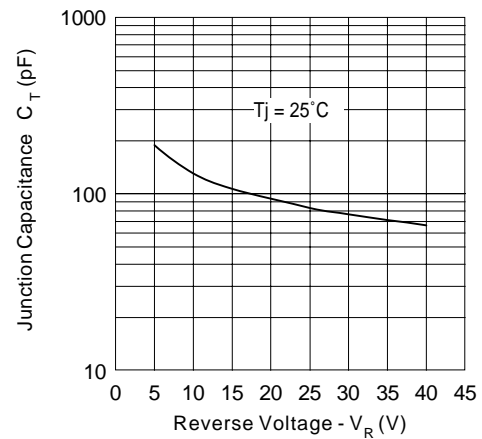


Fig. 3 - Typical Junction Capacitance Vs. Reverse Voltage

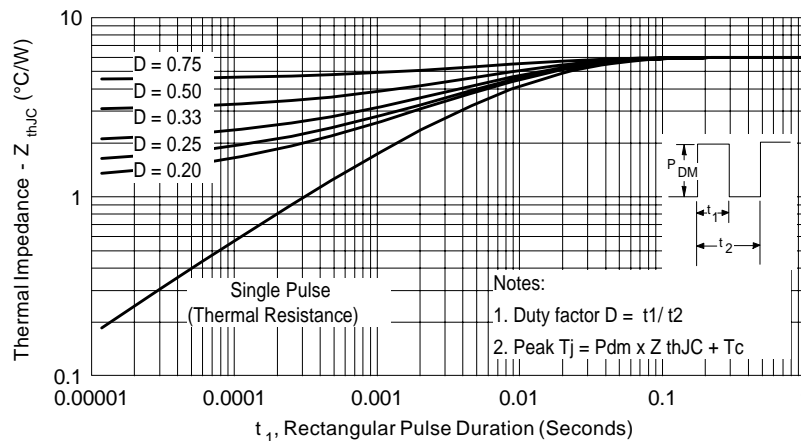


Fig. 4 - Maximum Thermal Impedance  $Z_{thJC}$  Characteristics

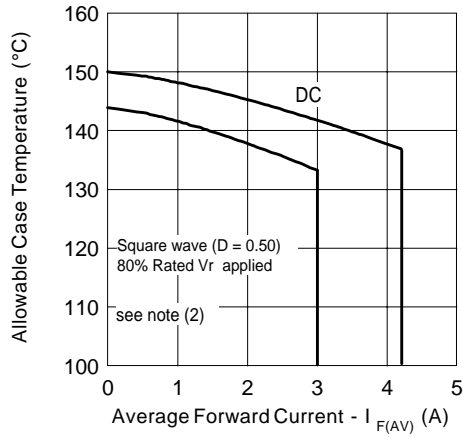


Fig. 5 - Maximum Allowable Case Temperature Vs. Average Forward Current

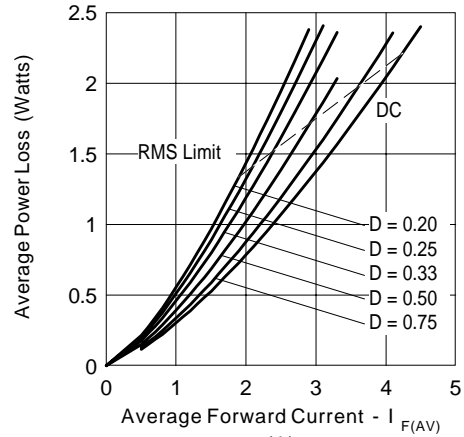


Fig. 6 - Forward Power Loss Characteristics

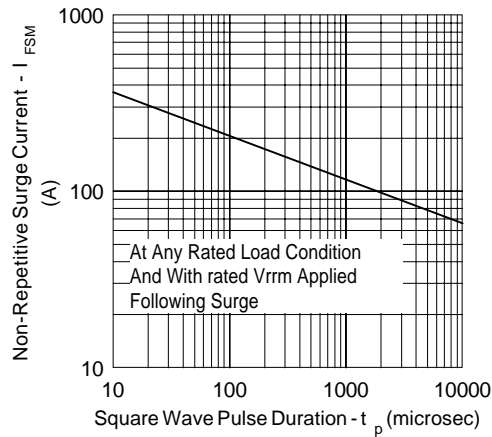


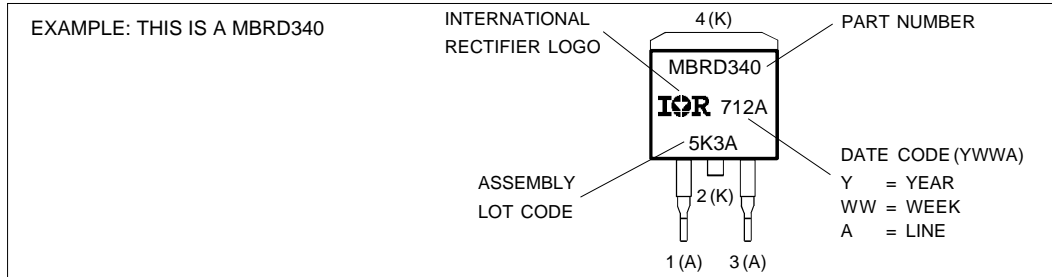
Fig. 7 - Maximum Non-Repetitive Surge Current

(2) Formula used:  $T_C = T_J - (P_d + P_{d_{REV}}) \times R_{thJC}$ ;

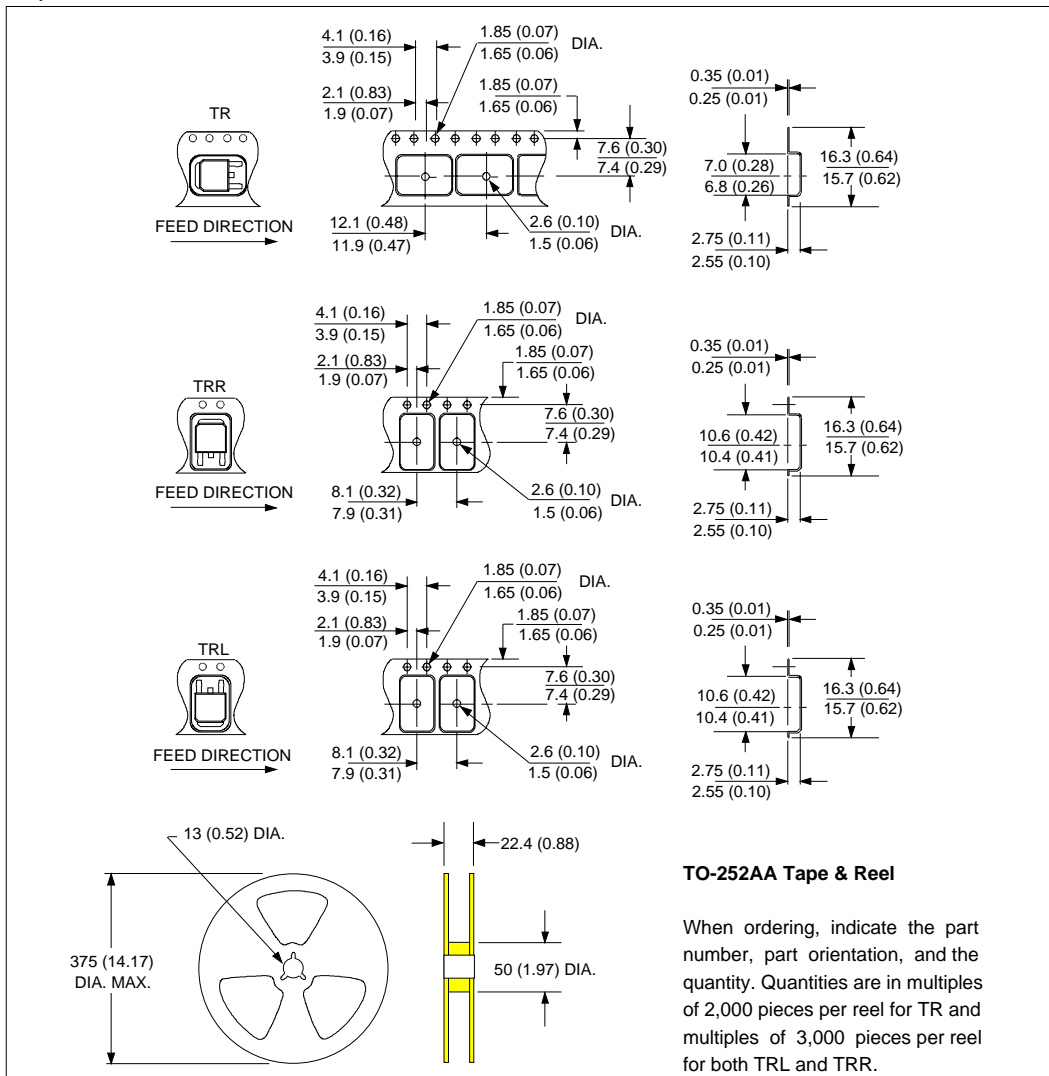
$P_d = \text{Forward Power Loss} = I_{F(AV)} \times V_{FM} @ (I_{F(AV)} / D)$  (see Fig. 6);

$P_{d_{REV}} = \text{Inverse Power Loss} = V_{R1} \times I_R (1 - D); I_R @ V_{R1} = 80\% \text{ rated } V_R$

Marking Information



Tape & Reel Information



MBRD320, MBRD330, MBRD340

Bulletin PD-20756 rev. D 03/03

International  
**IOR** Rectifier

---

Data and specifications subject to change without notice.  
This product has been designed and qualified for Industrial Level.  
Qualification Standards can be found on IR's Web site.

International  
**IOR** Rectifier

**IR WORLD HEADQUARTERS:** 233 Kansas St., El Segundo, California 90245, USA Tel: (310) 252-7105  
TAC Fax: (310) 252-7309  
Visit us at [www.irf.com](http://www.irf.com) for sales contact information. 03/03