

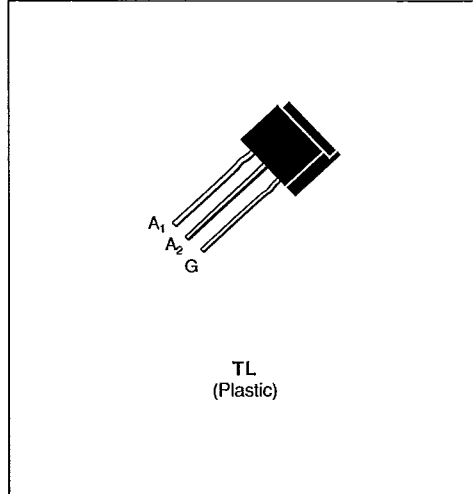
- GLASS PASSIVATED CHIP
- HIGH SURGE CURRENT

**DESCRIPTION**

Low power triacs suited for 50 and 60 Hz up to 380 V<sub>RMS</sub>.

**APPLICATIONS**

- CONTROL SPEED FOR LITTLE MOTORS ;  
ELECTRIC PUMP OR VENTILATOR, SEWING MACHINE
- RELAY, DETECTOR, ALARM SYSTEM
- ELECTRONIC STARTER FOR LAMP
- HIGH POWER TRIAC DRIVER



**ABSOLUTE RATINGS** (limiting values)

Symbol	Parameter	Value	Unit
$I_{T(RMS)}$	RMS on-state Current (360° conduction angle)	$T = 40\text{ }^{\circ}\text{C}$ 1	A
$I_{T(RMS)}$	RMS on-state Current on Printed Circuit (360° conduction angle)	$T_a = 25\text{ }^{\circ}\text{C}$ 0.77	A
$I_{TSM}$	Non Repetitive Surge Peak on-state Current ( $T_j$ initial = 25 °C - Half sine wave)	$t = 8.3\text{ ms}$	16
		$t = 10\text{ ms}$	15
$I^2t$	$I^2t$ Value for Fusing	$t = 10\text{ ms}$ 1.125	A <sup>2</sup> s
$di/dt$	Critical Rate of Rise of on-state Current (1)	Repetitive 10	A/ $\mu$ s
$T_{stg}$ $T_j$	Storage and Operating Junction Temperature Range	- 40 to 150 - 40 to 110	$^{\circ}\text{C}$ $^{\circ}\text{C}$

Symbol	Parameter	TLC111B	TLC221B	TLC331B	TLC381B	Unit
$V_{DRM}$	Repetitive Peak off-state Voltage (2)	200	400	600	700	V

(1)  $I_G = 500\text{ mA}$   $di_G/dt = 1\text{ A}/\mu\text{s}$   
 (2)  $T_j = 110\text{ }^{\circ}\text{C}$ .

**THERMAL RESISTANCES**

Symbol	Parameter	Value	Unit
$R_{j-a}$	Junction to Ambient on Printed Circuit	75	$^{\circ}\text{C}/\text{W}$
$R_{j-l}$	Junction-leads for 360° Conduction Angle ( $F = 50\text{ Hz}$ )	45	$^{\circ}\text{C}/\text{W}$

T-25-13

**GATE CHARACTERISTICS** (maximum values)

$P_{GM} = 2 \text{ W}$  ( $t_p = 10 \mu\text{s}$ )       $I_{GM} = 1 \text{ A}$  ( $t_p = 10 \mu\text{s}$ )  
 $P_{G(AV)} = 0.1 \text{ W}$        $V_{GM} = 16 \text{ V}$  ( $t_p = 10 \mu\text{s}$ )

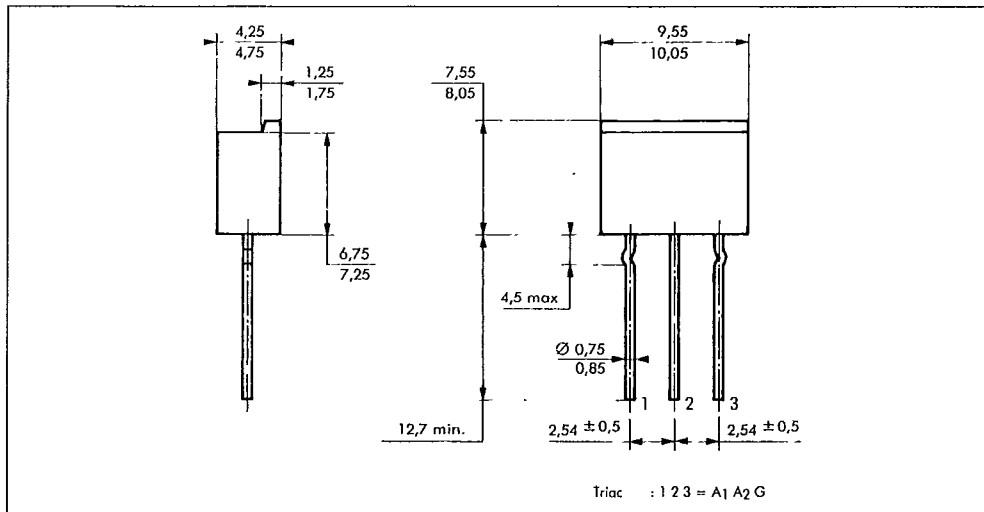
**ELECTRICAL CHARACTERISTICS**

Symbol	Test Conditions	Quadrants	Min.	Typ.	Max.	Unit
$I_{GT}$	$T_J = 25 \text{ }^\circ\text{C}$ $V_D = 12 \text{ V}$ Pulse Duration > 20 $\mu\text{s}$	I-II-III			25	mA
		IV			50	
$V_{GT}$	$T_J = 25 \text{ }^\circ\text{C}$ $V_D = 12 \text{ V}$ Pulse Duration > 20 $\mu\text{s}$	I-II-III-IV			1.5	V
$V_{GD}$	$T_J = 110 \text{ }^\circ\text{C}$ $V_D = V_{DRM}$ $R_L = 3.3 \text{ k}\Omega$	I-II-III-IV	0.2			V
$I_H^*$	$T_J = 25 \text{ }^\circ\text{C}$ $I_T = 100 \text{ mA}$ Gate Open			8		mA
$I_L$	$T_J = 25 \text{ }^\circ\text{C}$ $V_D = 12 \text{ V}$ Pulse Duration > 20 $\mu\text{s}$	I-II-III-IV		8		mA
$V_{TM}^*$	$T_J = 25 \text{ }^\circ\text{C}$ $I_{TM} = 1.4 \text{ A}$ $t_p = 10 \text{ ms}$				1.8	V
$I_{DRM}^*$	$V_{DRM}$ Specified	$T_J = 25 \text{ }^\circ\text{C}$			0.01	mA
		$T_J = 110 \text{ }^\circ\text{C}$			0.75	
$dv/dt^*$	$T_J = 110 \text{ }^\circ\text{C}$ Gate Open Linear Slope up to $V_D = 67\% V_{DRM}$		20			V/ $\mu\text{s}$
$(dv/dt)_c^*$	$T_J = 40 \text{ }^\circ\text{C}$ $V_D = V_{DRM}$ $I_T = 1.4 \text{ A}$ $(di/dt)_c = 0.4 \text{ A/ms}$		5			V/ $\mu\text{s}$
$t_{gt}$	$T_J = 25 \text{ }^\circ\text{C}$ $V_D = V_{DRM}$ $I_T = 1.4 \text{ A}$ $I_G = 100 \text{ mA}$ $di_G/dt = 1 \text{ A}/\mu\text{s}$	I-II-III-IV		3		$\mu\text{s}$

\* For either polarity of electrode A<sub>2</sub> voltage with reference to electrode A<sub>1</sub>.

**PACKAGE MECHANICAL DATA**

TL Plastic



Cooling method : by convection (method A)

Marking : type number

Weight : 0.8 g.

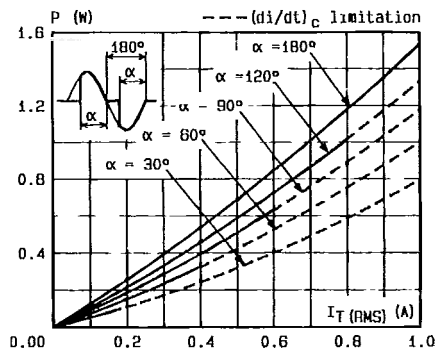


Fig. 1 - Maximum mean power dissipation versus RMS on-state current.

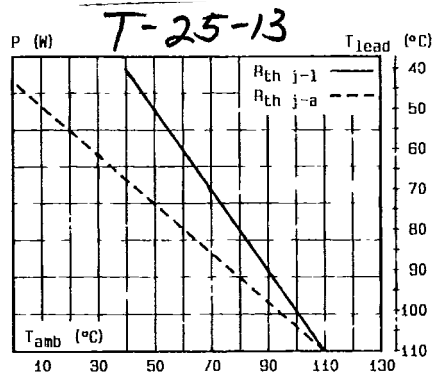


Fig. 2 - Correlation between maximum mean power dissipation and maximum allowable temperatures ( $T_{amb}$  and  $T_{lead}$ ).

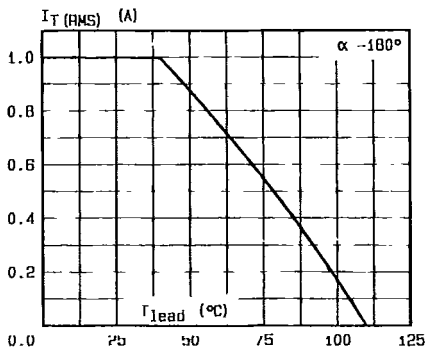


Fig. 3 - RMS on-state current versus lead temperature.

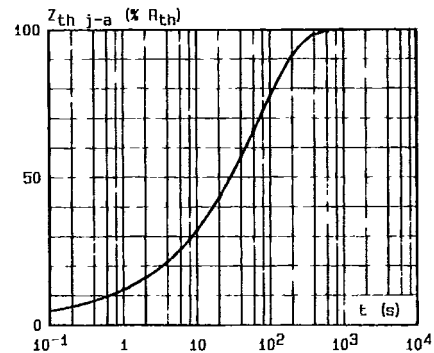


Fig. 4 - Thermal transient impedance junction to ambient versus pulse duration.

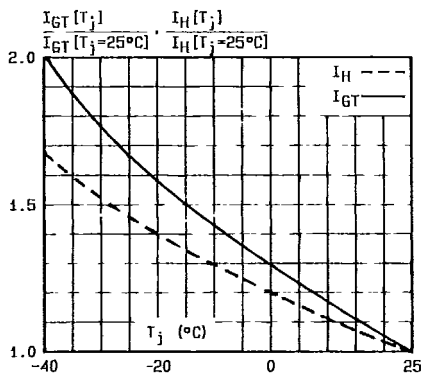


Fig. 5 - Relative variation of gate trigger current and holding current versus junction temperature.

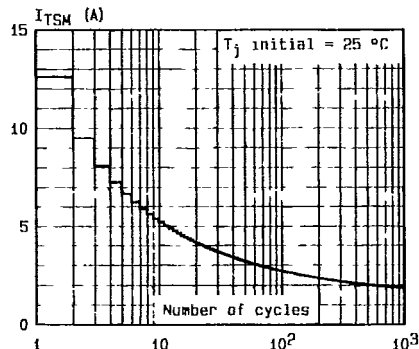


Fig. 6 - Non repetitive surge peak on-state current versus number of cycles.

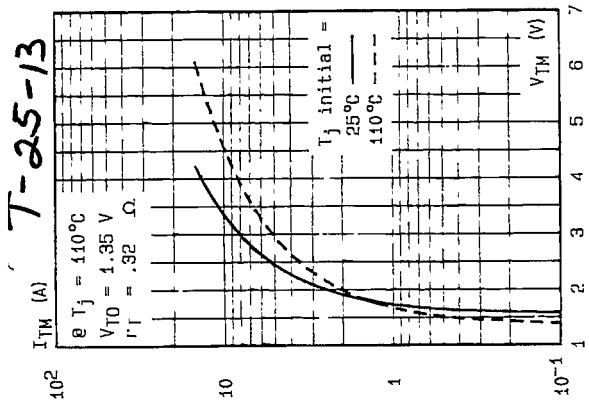


Fig. 8 - On-state characteristics (maximum values).

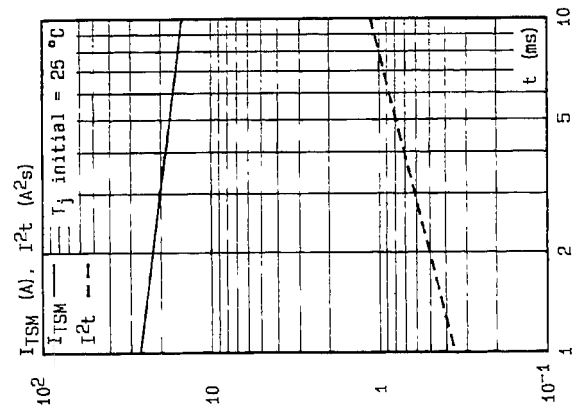


Fig. 7 - Non repetitive surge peak on-state current for a sinusoidal pulse with width:  $t \leq 10$  ms, and corresponding value of  $I^2t$ .