



## Small Signal Schottky Diodes

### Features

- Integrated protection ring against static discharge
- Low capacitance
- Low leakage current
- Low forward voltage drop
- Lead (Pb)-free component
- Component in accordance to RoHS 2002/95/EC and WEEE 2002/96/EC



94 9367

### Applications

- HF-Detector
- Protection circuit
- Diode for low currents with a low supply voltage
- Small battery charger
- Power supplies
- DC / DC converter for notebooks

### Mechanical Data

**Case:** DO35 Glass case

**Weight:** approx. 125 mg

**Cathode Band Color:** black

**Packaging Codes/Options:**

TR / 10 k per 13" reel (52 mm tape), 50 k/box

TAP / 10 k per Ammopack (52 mm tape), 50 k/box

### Parts Table

Part	Type differentiation	Ordering code	Remarks
SD101A	$V_R = 60\text{ V}$ , $V_F$ at $I_F = 1\text{ mA}$ max. 410 mV	SD101A-TAP or SD101A-TR	Ammopack / Tape and Reel
SD101B	$V_R = 50\text{ V}$ , $V_F$ at $I_F = 1\text{ mA}$ max. 400 mV	SD101B-TAP or SD101B-TR	Ammopack / Tape and Reel
SD101C	$V_R = 40\text{ V}$ , $V_F$ at $I_F = 1\text{ mA}$ max. 390 mV	SD101B-TAP or SD101B-TR	Ammopack / Tape and Reel

### Absolute Maximum Ratings

$T_{amb} = 25\text{ }^\circ\text{C}$ , unless otherwise specified

Parameter	Test condition	Part	Symbol	Value	Unit
Reverse voltage		SD101A	$V_R$	60	V
		SD101B	$V_R$	50	V
		SD101C	$V_R$	40	V
Forward continuous current			$I_F$	30	mA
Peak forward surge current	$t_p = 10\text{ }\mu\text{s}$		$I_{FSM}$	2	A
Repetitive peak forward current			$I_{FRM}$	150	mA
Power dissipation			$P_{tot}$	$310^{1)}$	mW

1) Valid provided that electrodes are kept at ambient temperature.

### Thermal Characteristics

$T_{amb} = 25\text{ }^{\circ}\text{C}$ , unless otherwise specified

Parameter	Test condition	Symbol	Value	Unit
Junction temperature		$T_j$	125	$^{\circ}\text{C}$
Storage temperature range		$T_{stg}$	- 65 to + 150	$^{\circ}\text{C}$
Junction to ambient air		$R_{thJA}$	320 <sup>1)</sup>	K/W

1) Valid provided that electrodes are kept at ambient temperature.

### Electrical Characteristics

$T_{amb} = 25\text{ }^{\circ}\text{C}$ , unless otherwise specified

Parameter	Test condition	Part	Symbol	Min	Typ.	Max	Unit
Reverse Breakdown Voltage	$I_R = 10\text{ }\mu\text{A}$	SD101A	$V_{(BR)R}$	60			V
		SD101B	$V_{(BR)R}$	50			V
		SD101C	$V_{(BR)R}$	40			V
Leakage current	$V_R = 50\text{ V}$	SD101A	$I_R$			200	nA
	$V_R = 40\text{ V}$	SD101B	$I_R$			200	nA
	$V_R = 30\text{ V}$	SD101C	$I_R$			200	nA
Forward voltage drop	$I_F = 1\text{ mA}$	SD101A	$V_F$			410	mV
		SD101B	$V_F$			400	mV
		SD101C	$V_F$			390	mV
	$I_F = 15\text{ mA}$	SD101A	$V_F$			1000	mV
		SD101B	$V_F$			950	mV
		SD101C	$V_F$			900	mV
Diode capacitance	$V_R = 0\text{ V}, f = 1\text{ MHz}$	SD101A	$C_D$			2.0	pF
		SD101B	$C_D$			2.1	pF
	$V_R = 0\text{ V}, f = 1\text{ MHz}$	SD101C	$C_D$			2.2	pF

### Typical Characteristics

$T_{amb} = 25\text{ }^{\circ}\text{C}$ , unless otherwise specified

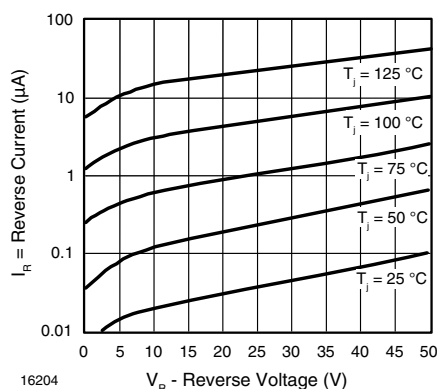


Figure 1. Reverse Current vs. Reverse Voltage

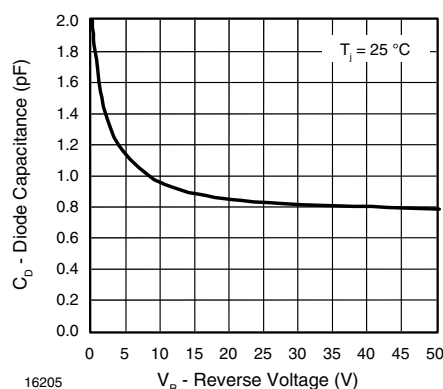


Figure 2. Diode Capacitance vs. Reverse Voltage

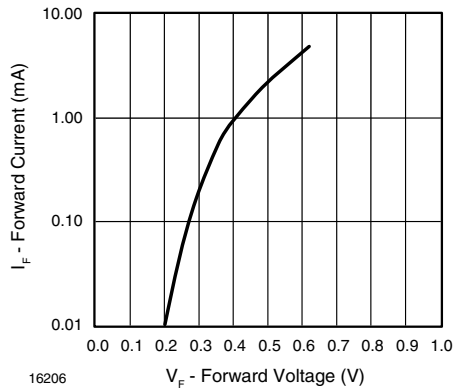
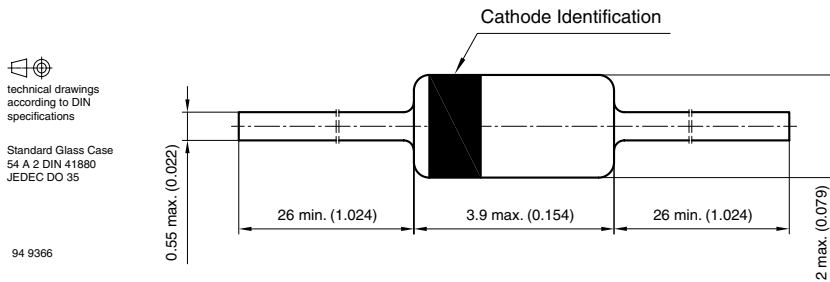


Figure 3. Forward Current vs. Forward Voltage

## Package Dimensions in mm (Inches)



### Ozone Depleting Substances Policy Statement

It is the policy of Vishay Semiconductor GmbH to

1. Meet all present and future national and international statutory requirements.
2. Regularly and continuously improve the performance of our products, processes, distribution and operating systems with respect to their impact on the health and safety of our employees and the public, as well as their impact on the environment.

It is particular concern to control or eliminate releases of those substances into the atmosphere which are known as ozone depleting substances (ODSs).

The Montreal Protocol (1987) and its London Amendments (1990) intend to severely restrict the use of ODSs and forbid their use within the next ten years. Various national and international initiatives are pressing for an earlier ban on these substances.

Vishay Semiconductor GmbH has been able to use its policy of continuous improvements to eliminate the use of ODSs listed in the following documents.

1. Annex A, B and list of transitional substances of the Montreal Protocol and the London Amendments respectively
2. Class I and II ozone depleting substances in the Clean Air Act Amendments of 1990 by the Environmental Protection Agency (EPA) in the USA
3. Council Decision 88/540/EEC and 91/690/EEC Annex A, B and C (transitional substances) respectively.

Vishay Semiconductor GmbH can certify that our semiconductors are not manufactured with ozone depleting substances and do not contain such substances.

We reserve the right to make changes to improve technical design  
and may do so without further notice.

Parameters can vary in different applications. All operating parameters must be validated for each customer application by the customer. Should the buyer use Vishay Semiconductors products for any unintended or unauthorized application, the buyer shall indemnify Vishay Semiconductors against all claims, costs, damages, and expenses, arising out of, directly or indirectly, any claim of personal damage, injury or death associated with such unintended or unauthorized use.

Vishay Semiconductor GmbH, P.O.B. 3535, D-74025 Heilbronn, Germany



---

**Notice**

Specifications of the products displayed herein are subject to change without notice. Vishay Intertechnology, Inc., or anyone on its behalf, assumes no responsibility or liability for any errors or inaccuracies.

Information contained herein is intended to provide a product description only. No license, express or implied, by estoppel or otherwise, to any intellectual property rights is granted by this document. Except as provided in Vishay's terms and conditions of sale for such products, Vishay assumes no liability whatsoever, and disclaims any express or implied warranty, relating to sale and/or use of Vishay products including liability or warranties relating to fitness for a particular purpose, merchantability, or infringement of any patent, copyright, or other intellectual property right.

The products shown herein are not designed for use in medical, life-saving, or life-sustaining applications. Customers using or selling these products for use in such applications do so at their own risk and agree to fully indemnify Vishay for any damages resulting from such improper use or sale.