

**STANDARD TVS COMPONENTS****APPLICATIONS**

- ✓ Noise Suppression for Data Lines
- ✓ Laptop Computers
- ✓ Personal Digital Assistant (PDA)
- ✓ Digital Cameras
- ✓ Cellular Phones

**IEC COMPATIBILITY (EN61000-4)**

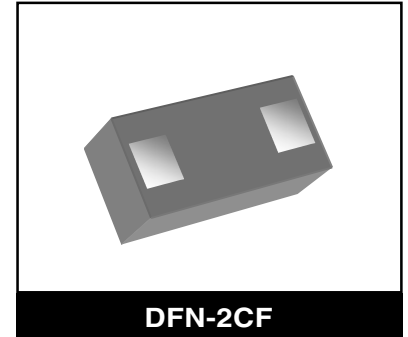
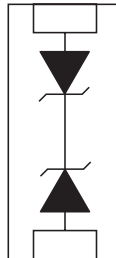
- ✓ 61000-4-2 (ESD): Air - 15kV, Contact - 8kV
- ✓ 61000-4-4 (EFT): 40A - 5/50ns

**FEATURES**

- ✓ ESD Protection > 40 kilovolts
- ✓ 10 Watts Peak Pulse Power per Line ( $t_p=10/1000\mu s$ )
- ✓ Bidirectional Configuration
- ✓ Protects One Data Line
- ✓ Low Clamping Voltage
- ✓ Low Capacitance
- ✓ Easy Placement for Manufacturing
- ✓ RoHS Compliant

**MECHANICAL CHARACTERISTICS**

- ✓ DFN-2CF Package
- ✓ Weight 0.8 milligrams (Approximate)
- ✓ Available in Lead-Free Pure-Tin Plating
- ✓ Solder Reflow Temperature:  
Pure-Tin - Sn, 100: 260-270°C
- ✓ Consult Factory for Leaded Device Availability
- ✓ Flammability Rating UL 94V-0
- ✓ 8mm Tape and Reel Per EIA Standard 481
- ✓ Device Marking: Marking Code

**PIN CONFIGURATION**

# PRSB6.8CF

## DEVICE CHARACTERISTICS

### MAXIMUM RATINGS @ 25°C Unless Otherwise Specified

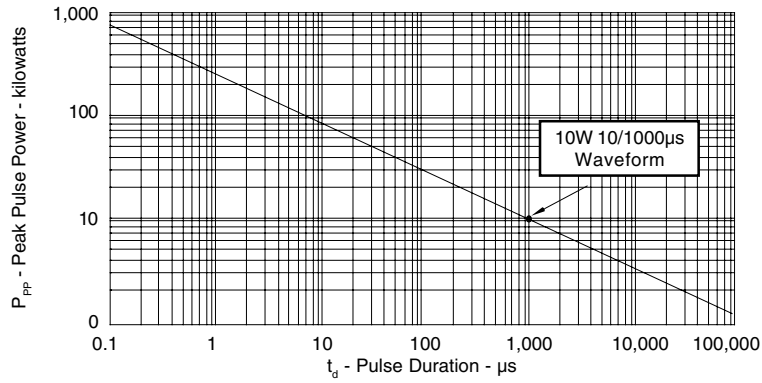
PARAMETER	SYMBOL	VALUE	UNITS
Operating Temperature	$T_A$	-50 to 150	°C
Storage Temperature	$T_{STG}$	-55 to 150	°C
Junction Temperature	$T_J$	150	°C
Peak Pulse Power (tp = 10/1000µs) - See Figure 1	$P_{PP}$	10	Watts
Power Dissipation	$P$	150	mW

### ELECTRICAL CHARACTERISTICS PER LINE @ 25°C Unless Otherwise Specified

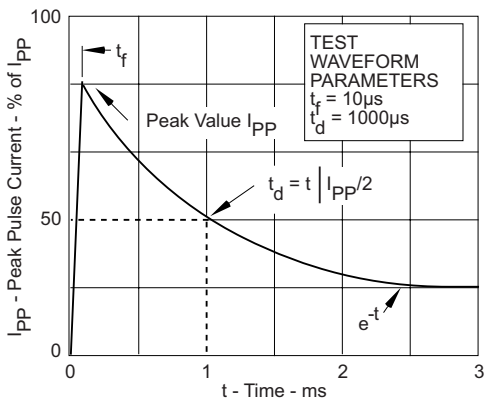
PART NUMBER	DEVICE MARKING CODE	RATED STAND-OFF VOLTAGE  $V_{WM}$ VOLTS	MINIMUM BREAKDOWN VOLTAGE  @ 1mA $V_{(BR)}$ VOLTS	MAXIMUM BREAKDOWN VOLTAGE  @ 1mA $V_{(BR)}$ VOLTS	MAXIMUM LEAKAGE CURRENT  @3.5V $I_b$ µA	TYPICAL CAPACITANCE  @0V, 1 MHz C pF
PRSB6.8CF	A	4.7	5.7	7.82	0.5	15

## GRAPHS

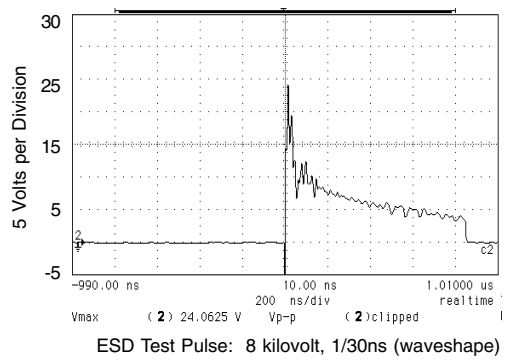
**FIGURE 1  
PEAK PULSE POWER VS PULSE TIME**



**FIGURE 2  
PULSE WAVE FORM**



**FIGURE 3  
OVERSHOOT & CLAMPING VOLTAGE**



# PRSB6.8CF

## DFN-2CF PACKAGE OUTLINE & DIMENSIONS

### PACKAGE OUTLINE

### MOUNTING PAD

### PACKAGE DIMENSIONS

DIM	INCHES			MILLIMETERS		
	MIN	NOR	MAX	MIN	NOR	MAX
A	0.036	0.039	0.042	0.914	0.991	1.067
B	0.020	0.023	0.025	0.508	0.584	0.635
C	0.015	0.017	0.020	0.381	0.432	0.508
H	0.0015	0.002	0.0025	0.038	0.051	0.064
m	0.008	0.009	0.010	0.203	0.228	0.254
L1	0.010	0.012	0.014	0.254	0.304	0.356
L2	0.010	0.012	0.014	0.254	0.304	0.356
L3	0.010	0.012	0.014	0.254	0.304	0.356

**NOTES**

- Controlling dimensions in inches.
- Decimal tolerances for mounting pad :  $\pm 0.003''$  ( $\pm 0.08\text{mm}$ ).
- Maximum size: 0.042" by 0.025"

### PAD DIMENSIONS

DIM	MILLIMETERS	INCHES
a	$0.762 \pm 0.025$	$0.030 \pm 0.001$
b	$0.356 \pm 0.025$	$0.014 \pm 0.001$
c	$0.381 \pm 0.025$	$0.015 \pm 0.001$
e	$1.473 \pm 0.050$	$0.058 \pm 0.002$
f	$0.559 \pm 0.025$	$0.022 \pm 0.001$
d	0.25 - 0.30	0.010 - 0.012

### TAPE & REEL ORIENTATION

**NOTE**

- Top view of tape. Solder PADS face down in tape package.

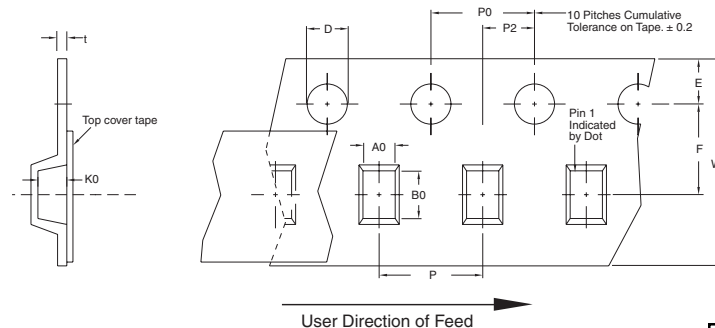
**TAPE & REEL ORDERING NOMENCLATURE**

- Surface mount product is taped and reeled in accordance with EIA-481.
- Suffix -T75 = 7 Inch Reel - 5,000 pieces per 8mm tape, i.e., *PRSB6.8CF-T75*.
- Suffix -LF = Lead-Free, Pure-Tin Plating, i.e., *PRSB6.8CF-LF*.

**Outline & Dimensions: Rev 0 - 1/07, 06072**

### Tape & Reel Specifications (Dimensions in millimeters)

Reel Dia.	Tape Width	A0	B0	K0	D	E	F	W	P0	P2	P	tmax
178mm (7")/330mm (13")	8mm	$0.80 \pm 0.10$	$1.20 \pm 0.10$	$0.70 \pm 0.10$	$1.50 \pm 0.10$	$1.75 \pm 0.10$	$3.50 \pm 0.05$	$8.00 \pm 0.30$	$4.00 \pm 0.10$	$2.00 \pm 0.05$	$4.00 \pm 0.10$	0.25



**COPYRIGHT © ProTek Devices 2007**

SPECIFICATIONS: ProTek reserves the right to change the electrical and or mechanical characteristics described herein without notice (except JEDEC).

DESIGN CHANGES: ProTek reserves the right to discontinue product lines without notice, and that the final judgement concerning selection and specifications is the buyer's and that in furnishing engineering and technical assistance, ProTek assumes no responsibility with respect to the selection or specifications of such products.

**ProTek Devices**  
 2929 South Fair Lane, Tempe, AZ 85282  
 Tel: 602-431-8101 Fax: 602-431-2288  
 E-Mail: [sales@protekdevices.com](mailto:sales@protekdevices.com)  
 Web Site: [www.protekdevices.com](http://www.protekdevices.com)