

Features

- For use with Analog Device's AD20msp930 ADSL chipsets
- Excellent Total Harmonic Distortion (THD) performance
- SMT package and small size
- Operating temperature -40 °C to +85 °C

- Designed to meet UL1950 and EN60950 supplementary insulation requirements for operating voltages up to 250 Vrms
- Lead free version available (see How to Order)
- Lead free versions are RoHS compliant*

Applications

- ADSL - Analog AD20msp930

SM561-1 & SM562-1 ADSL Line Transformers

Electrical Specifications @ 25 °C

Turns Ratio (1-4):(10-7)
 SM561-11:1.1 ± 2 %
 SM562-11:1.2 ± 2 %

OCL @ 10 KHz, 0.1 V
 (1-4) with (2-3) shorted
1.75 mH min.
 (10-7) with (8-9) shorted
 SM561-12.03 mH min.
 SM562-12.42 mH min.

Leakage Inductance @ 100 KHz, 0.1 V
 (1-4) with (2-3), (8-9), (10-7) shorted
7.5 µH max.

Longitudinal Balance
 10 kHz to 1.1 MHz50 dB min.

Insertion Loss @ 300 kHz< 0.5 dB

Isolation Voltage1500 Vrms max.

Load Resistance100 Ω

DC Resistance
 (1-4)1.5 Ω max.
 (10-7)1.3 Ω max.

THD Linearity @ 30 KHz-80 dB typ.

Application
 SM561-1CO
 SM562-1CPE

Packaging Specifications

Tape & Reel*200 pcs./reel

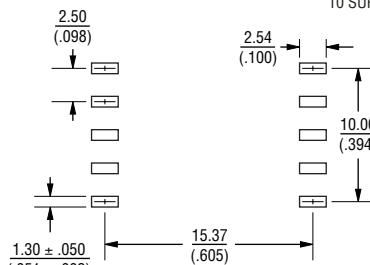
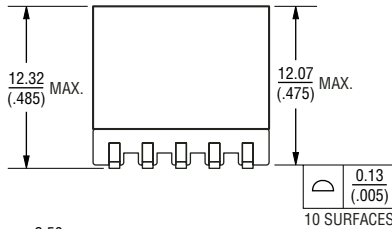
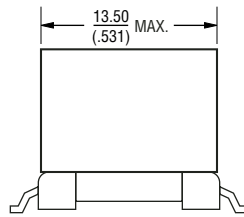
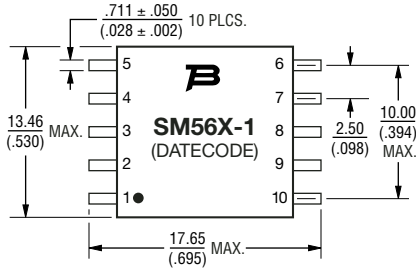
**"E" suffix at end of part number designates tape & reel packaging, e.g. SM561-1E.

How to Order

Model SM56x-1E

Termination _____
 Blank = Tin-lead
 L = Tin only (lead free)

Product Dimensions



Recommended PAD layout

DIMENSIONS ARE: $\frac{\text{MM}}{\text{(INCHES)}}$

TOLERANCE: $\pm \frac{0.25}{(.010)}$