

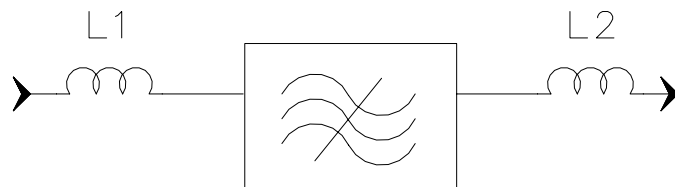
### Specifications

Parameter	Unit	Minimum	Typical	Maximum
Center Frequency	MHz	69.95	70	70.05
Insertion Loss	dB		26.5	28
3dB Bandwidth	MHz	18.55	18.6	18.65
35dB Bandwidth	MHz		19.37	19.45
45dB Bandwidth	MHz		19.46	19.85
50dB Bandwidth	MHz		19.52	20.65
Passband Variation	dB		1	1.3
Absolute Delay	usec		3.68	4
Ultimate Rejection( $f_0 \pm 15\text{MHz}$ )	dB	55	60	
Substrate Material			YZ	
Ambient Temperature	°C		25	
Package Size		DIP3512 (35.2x12.7x5.2mm <sup>3</sup> )		

#### Notes:

1. All specifications are based on the test circuit shown
2. In production, devices will be tested at room temperature to a guardbanded specification to ensure electrical compliance over temperature
3. Electrical margin has been built into the design to account for the variations due to temperature drift and manufacturing tolerances
4. This is the optimum impedance in order to achieve the performance show


### Matching Configuration



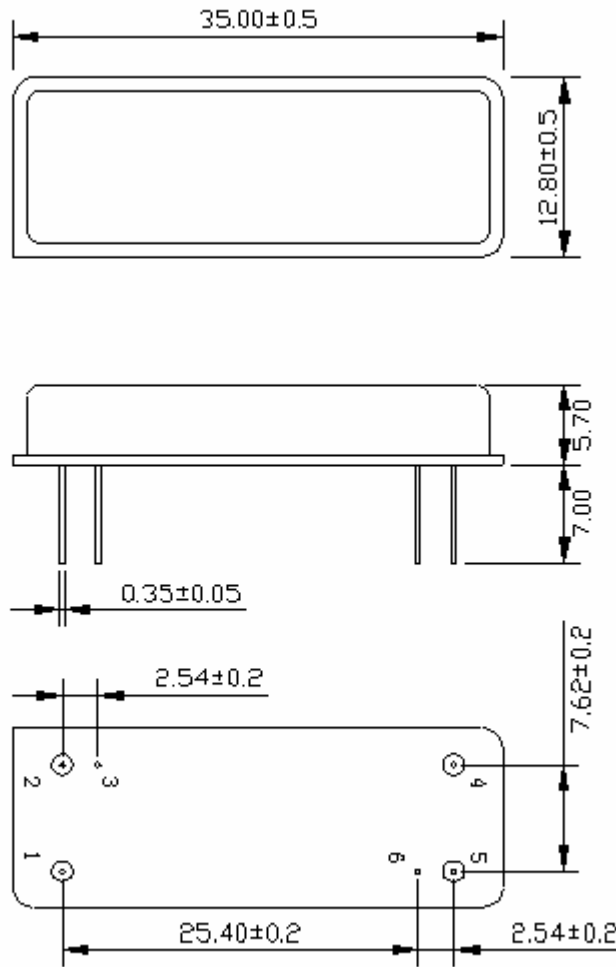
**L1 = 100nH L2 = 120nH**

**Source/Load Impedance = 50 ohm**


Notes - Component values may change depending on board layout.

	<b>SIPAT Co., Ltd.</b> ( CETC No. 26 Research Institute ) Nanping Huayuan Road No. 14 Chongqing, China, 400060	Part Number	LBN07095	
		Rev. Date	2005-4-8	
		Rev.	1.0	Page

*Package Dimension*

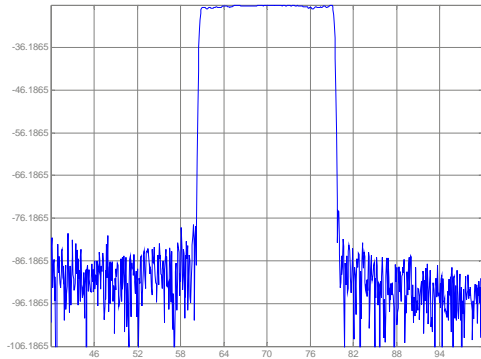


Pin 1: input  
Pin 5: output  
Others: Grounded

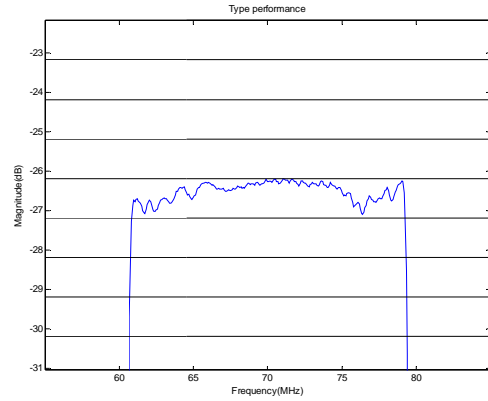
	<b>SIPAT Co., Ltd.</b> ( CETC No. 26 Research Institute ) Nanping Huayuan Road No. 14 Chongqing, China, 400060	Part Number	LBN07095	
		Rev. Date	2005-4-8	
		Rev.	1.0	Page

Typical Performance

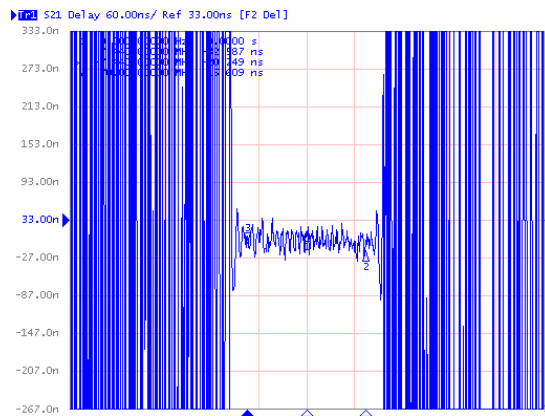
Frequency Respond



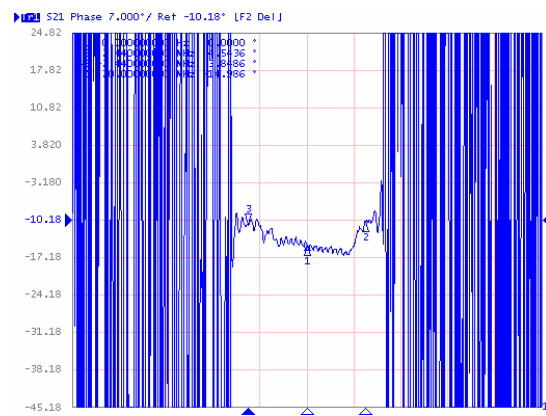
Passband Respond



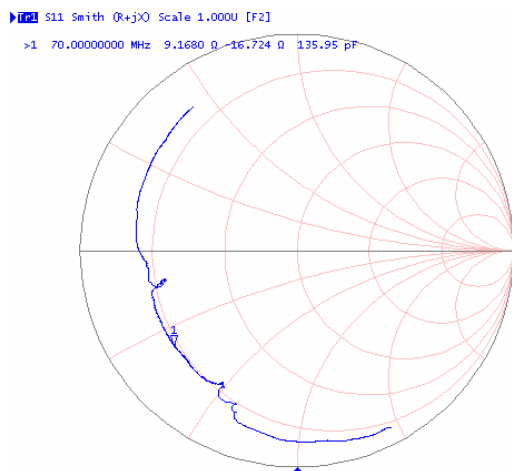
Group Delay Variation( $f_0 \pm 7.44\text{MHz}$ )



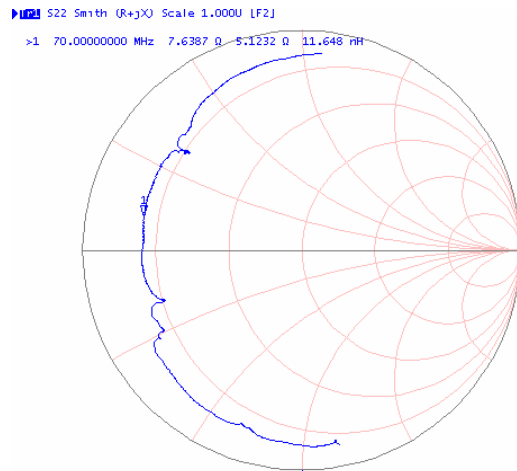
Phase Linearity( $f_0 \pm 7.44\text{MHz}$ )



Simth Chart S11



Simth Chart S22



**SIPAT Co., Ltd.**  
( CETC No. 26 Research Institute )  
Nanping Huayuan Road No. 14  
Chongqing, China, 400060

Part Number	LBN07095	
Rev. Date	2005-4-8	
Rev.	1.0	Page 3/3