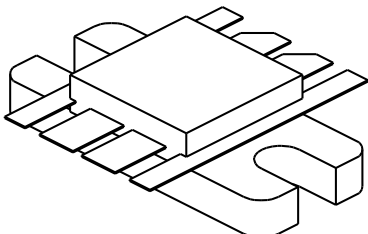


0105-100
100 Watts, 28 Volts, Class AB
Defcom 100 - 500 MHz

<p>GENERAL DESCRIPTION The 0105-100 is a double input matched COMMON EMITTER broadband transistor specifically intended for use in the 100-500 MHz frequency band. It may be operated in Class AB or C. Gold metallization and silicon diffused resistors ensure ruggedness and high reliability.</p>	<p>CASE OUTLINE 55JT, Style 2</p> 
<p>ABSOLUTE MAXIMUM RATINGS</p> <p>Maximum Power Dissipation @ 25°C 270 Watts</p> <p>Maximum Voltage and Current</p> <p>BVces Collector to Emitter Voltage 65 Volts BVebo Emitter to Base Voltage 4.0 Volts Ic Collector Current 16 A</p> <p>Maximum Temperatures</p> <p>Storage Temperature - 40 to +150°C Operating Junction Temperature +200°C</p>	

ELECTRICAL CHARACTERISTICS @ 25 °C

SYMBOL	CHARACTERISTICS	TEST CONDITIONS	MIN	TYP	MAX	UNITS
Pout	Power Output	F = 500 MHz	100			Watts
Pin	Power Input	Vcc = 28 Volts		18	24	Watts
Pg	Power Gain		6.2	7.5		dB
η_c	Efficiency			50		%
VSWR	Load Mismatch Tolerance				5:1	

BVebo	Emitter to Base Breakdown	Ie = 5 mA	4.0			Volts
BVces	Collector to Emitter Breakdown	Ic = 100 mA	60			Volts
BVceo	Collector to Emitter Breakdown	Ie = 50 mA	31			Volts
Cob²	Output Capacitance	Vcb = 28 V, F = 1 MHz		140		pF
h_{FE}	DC - Current Gain	Vce = 5 V, Ic = 500 mA	10			
θ_{jc}	Thermal Resistance				0.65	°C/W

Note 2: Both sides together, all other specifications each side tested separately

Issue August 1996

GHz TECHNOLOGY INC. RESERVES THE RIGHT TO MAKE CHANGES WITHOUT FURTHER NOTICE. GHz RECOMMENDS THAT BEFORE THE PRODUCT(S) DESCRIBED HEREIN ARE WRITTEN INTO SPECIFICATIONS, OR USED IN CRITICAL APPLICATIONS, THAT THE PERFORMANCE CHARACTERISTICS BE VERIFIED BY CONTACTING THE FACTORY.

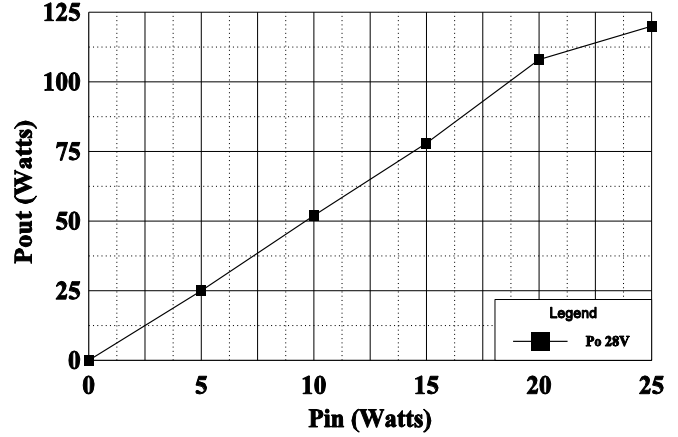


GHZ TECHNOLOGY
RF-MICROWAVE SILICON POWER TRANSISTORS

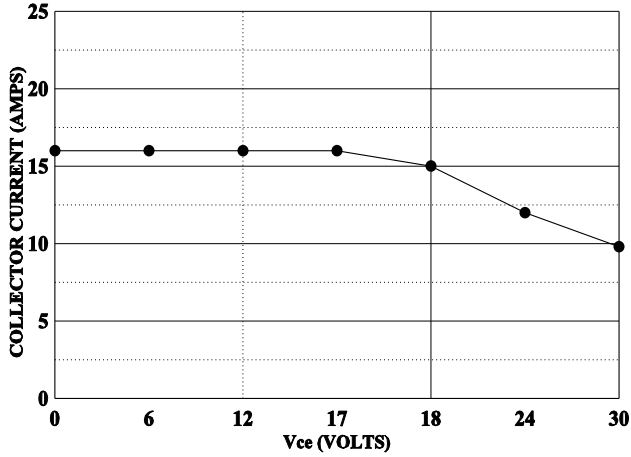
0105-100

POWER OUTPUT vs POWER INPUT

$V_{cc}=28V, f=500MHz$

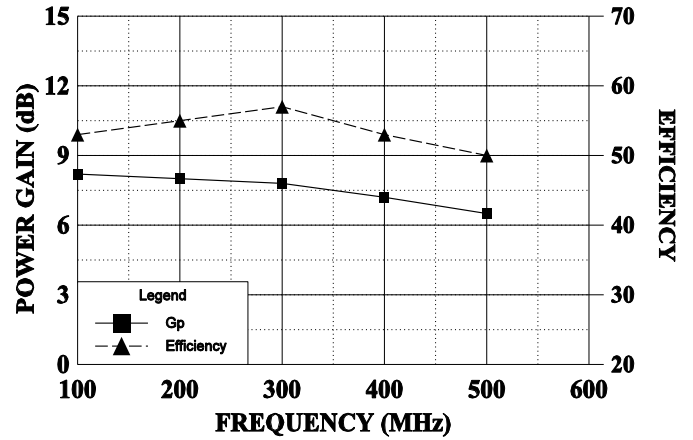


DC SAFE OPERATING AREA

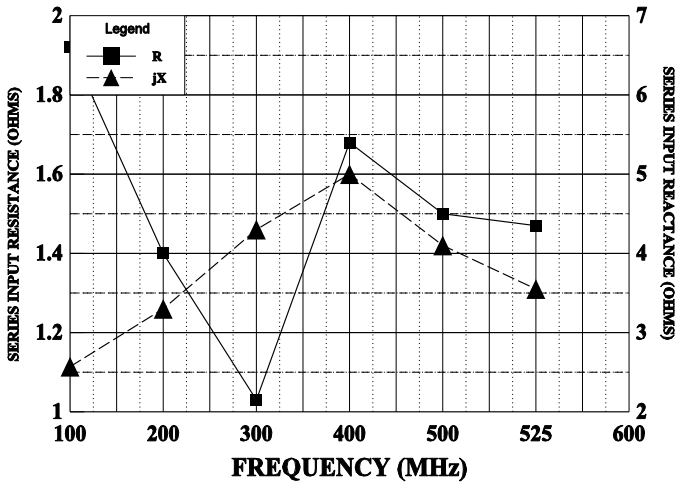


PERFORMANCE VS FREQUENCY

$V_{cc}=28V, P_{out}=100W, \text{Class AB}$



SERIES INPUT IMPEDANCE vs FREQUENCY



SERIES LOAD IMPEDANCE vs FREQUENCY

