

**FEATURES:**

- UL F class rated standard
- Low profile and narrow width
- High dielectric strength
- Creepage distance: >8mm



28.5 x 10.1 x 12.3 mm

## CONTACT DATA

Contact Arrangement	1A = SPST N.O. 1C = SPDT
Contact Rating	8A @ 250VAC & 30VDC
Contact Resistance	< 50 milliohms initial
Contact Material	AgSnO <sub>2</sub> In <sub>2</sub> O <sub>3</sub>
Maximum Switching Power	300W, 2500VA
Maximum Switching Voltage	380VAC, 110VDC
Maximum Switching Current	10A

## COIL DATA

Coil Voltage VDC		Coil Resistance $\Omega \pm 10\%$	Pick Up Voltage VDC (max)	Release Voltage VDC (min)	Coil Power W	Operate Time ms	Release Time ms
Rated	Max.		75% of rated voltage	10% of rated voltage			
		.22W					
5	6.5	113	3.75	0.5	.22	10	5
6	7.8	164	4.50	0.6			
12	15.6	620	9.00	1.2			
18	23.4	1295	13.50	1.8			
24	31.2	2350	18.00	2.4			
48	62.4	9600	36.00	4.8			
60	78.0	12500	45.00	6.0			

**CAUTION:**

1. The use of any coil voltage less than the rated coil voltage may compromise the operation of the relay.
2. Pickup and release voltages are for test purposes only and are not to be used as design criteria.

## GENERAL DATA

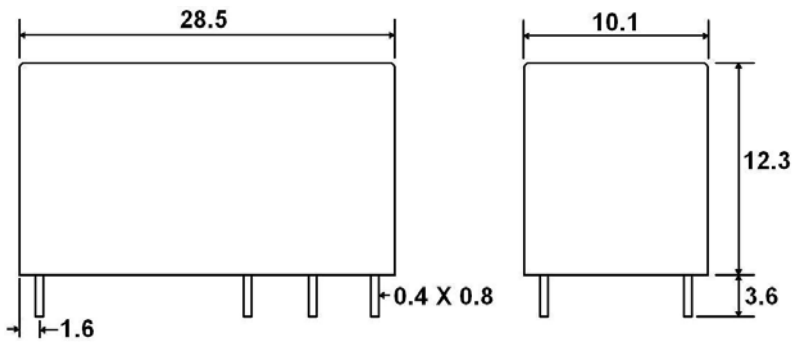
Electrical Life @ rated load	100K cycles, typical
Mechanical Life	10M cycles, typical
Insulation Resistance	100M $\Omega$ min @ 500VDC
Dielectric Strength, Coil to Contact	5000V rms min. @ sea level
Contact to Contact	1000V rms min. @ sea level
Shock Resistance	100m/s <sup>2</sup> for 11ms
Vibration Resistance	1.50mm double amplitude 10-40Hz
Operating Temperature	-55 °C to + 125 °C
Storage Temperature	-55 °C to + 155 °C
Solderability	230 °C $\pm$ 2 °C for 10 $\pm$ 0.5s
Weight	8.2g

Distributor: [Electro-Stock www.electrostock.com](http://www.electrostock.com) Tel: 630-682-1542 Fax: 630-682-1562

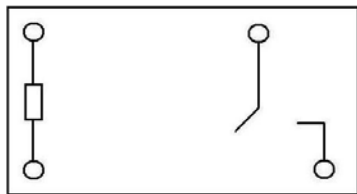
## ORDERING INFORMATION

<b>1. Series:</b>	WJ117F	1C	S	12VDC
WJ117F				
<b>2. Contact Arrangement:</b>				
1A = SPST N.O.				
1C = SPDT				
<b>3. Sealing Options:</b>				
S = Sealed				
<b>4. Coil Voltage:</b>				
5VDC				
6VDC				
9VDC				
12VDC				
18VDC				
24VDC				
48VDC				
60VDC				

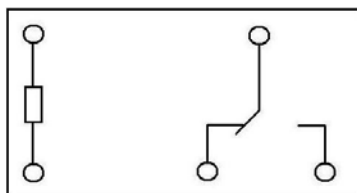
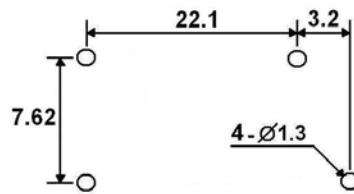
## DIMENSIONS (Units = mm)



## SCHEMATICS & PC LAYOUTS (BOTTOM VIEWS)



1A



1C

