

SPECIFICATIONS

Electrical Ratings	100mA @ 30VDC
Electrical Life	100,000 cycles typical
Contact Resistance	< 50 mΩ initial
Actuation Force	180 +/- 50gF
Actuator Travel	1.5 mm to lock 2.5 mm full travel
Dielectric Strength	1000Vrms min
Insulation Resistance	> 100MΩ min
Operating Temperature	-40°C to 85°C
Storage Temperature	-40°C to 85°C



MATERIALS ←RoHS COMPLIANT

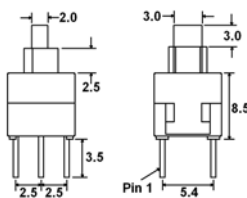
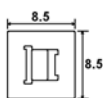
Actuator	Acetal
Housing	PBT
Cover	Acetal
Latching Pin	Stainless Steel
Spring	Stainless Steel
Contacts	Phosphor Bronze, Silver Plated
Terminals	Brass, Silver Plated

ORDERING INFORMATION

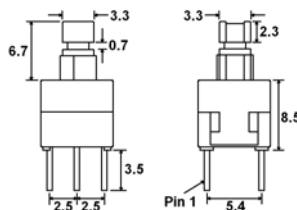
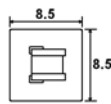
1. Series:	LP2203	F180	N	Z	A
2. Actuation Force:	F180 = 180gF				
3. Latching:	N = Non-latching L = Latching				
4. Actuator Options:	X = 2mm X 3mm head Y = 3.3 square head Z = 2.8 square head				
5. Termination:	A = PC Pins, straight B = PC pins with bend				
6. Caps:	Blank = No Cap	C04	C13	C17	C23
		C01	C05	C14	C18
		C02	C11	C15	C19
		C03	C12	C16	C22
					C24
					C25
					C26

Cap Colors:
****See Cap Options for color availability**
****Caps available with Y & Z actuators only**

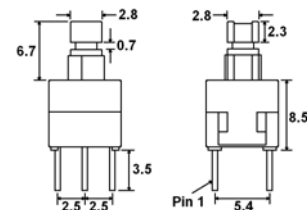
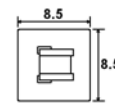
DIMENSIONS



X

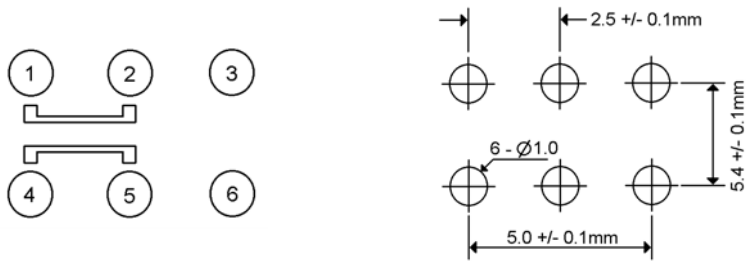


Y

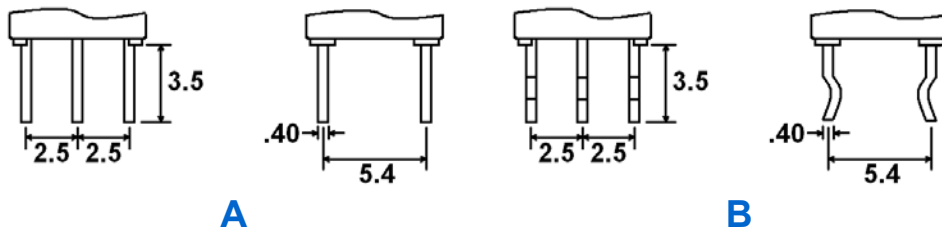


Z


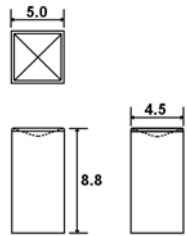

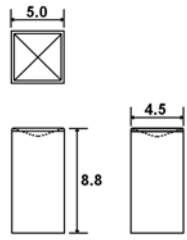

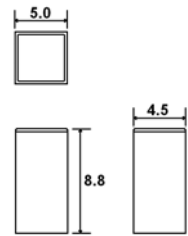
SCHEMATIC & PC LAYOUT


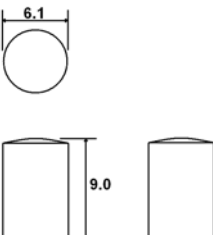
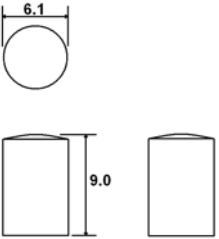
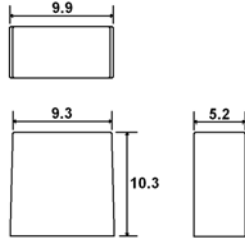


TERMINATION


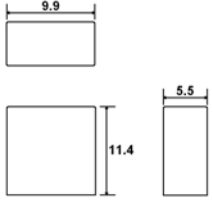

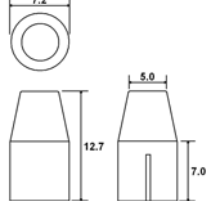

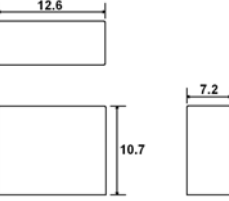

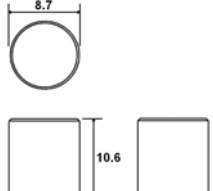

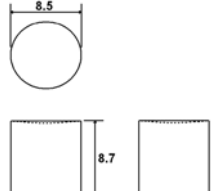
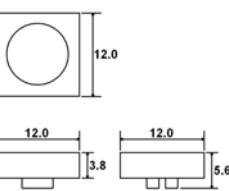

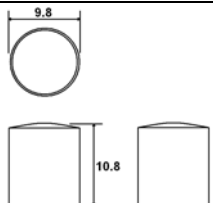

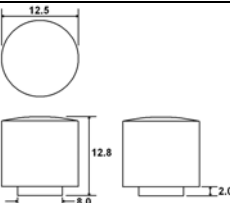

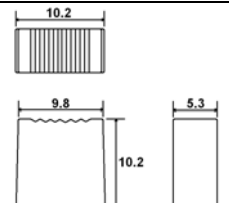

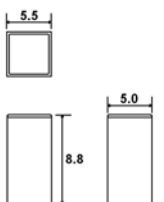

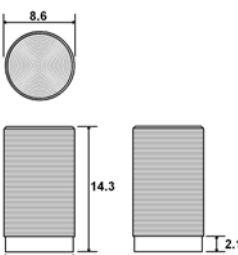

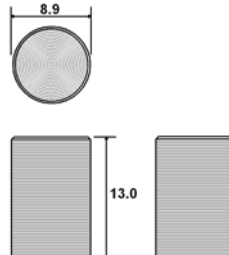

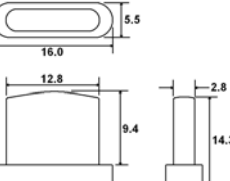


CAP OPTIONS ←FOR Z ACTUATOR

					
<p>C01_ 1 = White, 2 = Black, 3 = Red, 9 = Light Gray Contact Factory for other available colors</p>		<p>C02_ 1 = White, 2 = Black, 3 = Red, 9 = Light Gray Contact Factory for other available colors</p>		<p>C03_ 1 = White, 2 = Black, 3 = Red, 9 = Light Gray Contact Factory for other available colors</p>	

			
<p>C04_ 1 = White, 2 = Black, 3 = Red, 9 = Light Gray Contact Factory for other available colors</p>		<p>C05_ 1 = White, 2 = Black, 3 = Red, 9 = Light Gray Contact Factory for other available colors</p>	

CAP OPTIONS ←FOR Y ACTUATOR

					
<p>C11_ 1 = White, 2 = Black, 3 = Red Contact Factory for other available colors</p>		<p>C12_ 1 = White, 2 = Black, 3 = Red Contact Factory for other available colors</p>		<p>C13_ 1 = White, 2 = Black, 3 = Red Contact Factory for other available colors</p>	
					
<p>C14_ 1 = White, 2 = Black, 3 = Red Contact Factory for other available colors</p>		<p>C15_ 2 = Black, 0 = Clear Contact Factory for other available colors</p>		<p>C16_ 1 = White, 2 = Black, 3 = Red, 7 = Blue Contact Factory for other available colors</p>	
					
<p>C17_ 2 = Black, 0 = Clear Contact Factory for other available colors</p>		<p>C18_ 1 = White, 2 = Black, 9 = Light Gray Contact Factory for other available colors</p>		<p>C19_ 1 = White, 2 = Black, 3 = Red, 8 = Dark Gray Contact Factory for other available colors</p>	
					
<p>C22_ 2 = Black, 8 = Dark Gray, 9 = Light Gray Contact Factory for other available colors</p>		<p>C23_ 0 = Metallic Contact Factory for other available colors</p>		<p>C24_ 0 = Metallic Contact Factory for other available colors</p>	
					
<p>C25_ 2 = Black, 8 = Dark Gray, 9 = Light Gray Contact Factory for other available colors</p>					