

EDO MODE DRAM MODULE

16M Bytes (2M x 64 bits) EDO Mode Unbuffered SODIMM

based on 8 pcs 2M x 8 DRAM with LVTTL, 2K & 4K Refresh

GENERAL DESCRIPTION

The UG42W642(4)8GSG is a 2Mbits x 64 EDO DRAM module. The UG42W642(4)8GSG is assembled using 8 pcs of 2M x 8 2K/4K refresh DRAMs mounted on 144 pin unbuffered printed circuit board.

FEATURES

- Single 3.3V ± 10% power supply
- Hyper Page Mode (EDO) operation
- 11\11\12\9 Addressing (Row\Column)
- 2048/4096 refresh cycles every 32/64 ms
- CAS-before-RAS Refresh capability
- LVTTL compatible inputs and output
- Serial PD with EEPROM
- PCB:Height (1,400mil),single sided component

ABSOLUTE MAXIMUM RATINGS

- Voltage Relative to GND -0.5 to + 4.6V
- Operating Temperature 0 to + 70°C
- Storage Temperature -55°C to + 125°C
- Short circuit Output Current 50mA
- Power Dissipation 8W

PART IDENTIFICATION

PART NO.	REF. CYCLE	PLATING
UG42W6428GSG	2K	Gold
UG42W6448GSG	4K	Gold

REVISION HISTORY

Jun 18 , 2002

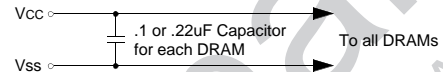
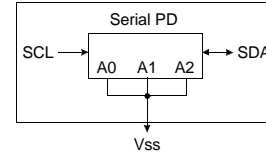
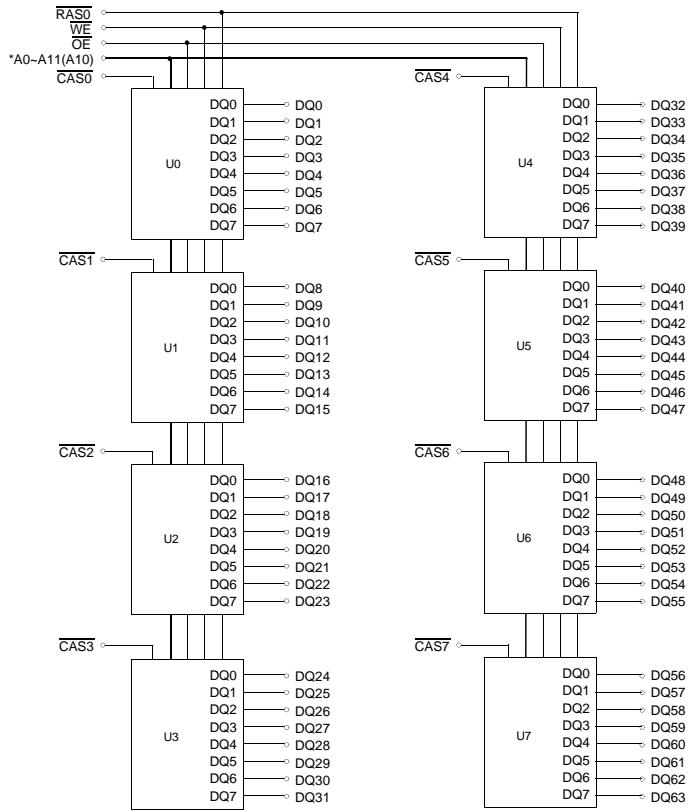
Rev - A Product brief released.

PIN ASSIGNMENT (Front View) 144-Pin SODIMM

PIN	SYMBOL	PIN	SYMBOL	PIN	SYMBOL	PIN	SYMBOL
1	Vss	2	Vss	73	/OE	74	NC
3	DQ0	4	DQ32	75	Vss	76	Vss
5	DQ1	6	DQ33	77	NC	78	NC
7	DQ2	8	DQ34	79	NC	80	NC
9	DQ3	10	DQ35	81	Vcc	82	Vcc
11	Vcc	12	Vcc	83	DQ16	84	DQ48
13	DQ4	14	DQ36	85	DQ17	86	DQ49
15	DQ5	16	DQ37	87	DQ18	88	DQ50
17	DQ6	18	DQ38	89	DQ19	90	DQ51
19	DQ7	20	DQ39	91	Vss	92	Vss
21	Vss	22	Vss	93	DQ20	94	DQ52
23	/CAS0	24	/CAS4	95	DQ21	96	DQ53
25	/CAS1	26	/CAS5	97	DQ22	98	DQ54
27	Vcc	28	Vcc	99	DQ23	100	DQ55
29	A0	30	A3	101	Vcc	102	Vcc
31	A1	32	A4	103	A6	104	A7
33	A2	34	A5	105	A8	106	NC
35	Vss	36	Vss	107	Vss	108	Vss
37	DQ8	38	DQ40	109	A9	110	NC/A12
39	DQ9	40	DQ41	111	A10	112	A11
41	DQ10	42	DQ42	113	Vcc	114	Vcc
43	DQ11	44	DQ43	115	/CAS2	116	/CAS6
45	Vcc	46	Vcc	117	/CAS3	118	/CAS7
47	DQ12	48	DQ44	119	Vss	120	Vss
49	DQ13	50	DQ45	121	DQ24	122	DQ56
51	DQ14	52	DQ46	123	DQ25	124	DQ57
53	DQ15	54	DQ47	125	DQ26	126	DQ58
55	Vss	56	Vss	127	DQ27	128	DQ59
57	NC	58	NC	129	Vcc	130	Vcc
59	NC	60	NC	131	DQ28	132	DQ60
61	NC	62	NC	133	DQ29	134	DQ61
63	Vcc	64	Vcc	135	DQ30	136	DQ62
65	NC	66	NC	137	DQ31	138	DQ63
67	/WE	68	NC	139	Vss	140	Vss
69	/RAS0	70	NC	141	SDA	142	SCL
71	NC	72	NC	143	Vcc	144	Vcc

NOTE: Pin symbols in parentheses are not used on these modules but may be used for other modules in this product family. They are for reference only.

Functional Block Diagram



*A11 is used for 4K ref. only.

Physical Dimension

