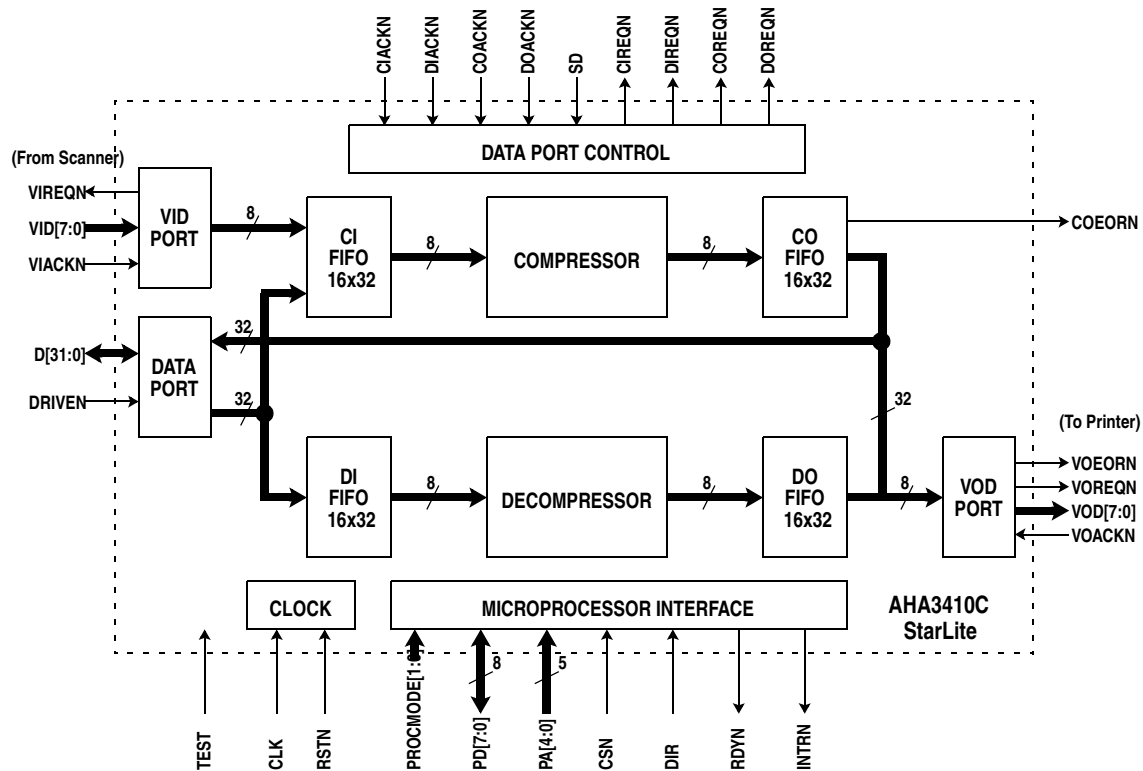


Figure 1: AHA3410C Block Diagram



FUNCTIONAL DESCRIPTION

The coprocessor device has three external high speed synchronous data ports each capable of transferring once every 25 MHz clock. These are a 32-bit bidirectional data port, an 8-bit Video Input Data (VID) port and a Video Output Data (VOD) port. The 32-bit port is capable of transferring up to 100 MBytes/sec. The VID and VOD are capable of up to 25 MBytes/sec each.

The device accepts uncompressed data through the 32-bit data or optionally through the 8-bit VID port into its Compression In FIFO (CI FIFO). The 32-bit data port may be configured for 16-bit transfers. Compressed data is available through the 32-bit data port via the Compressed Output FIFO (CO FIFO). The sustained data rate through the compression engine is 25 MBytes/sec.

Decompression data may be simultaneously processed by the device. Decompression data is accepted through the 32-bit data port, buffered in the Decompression Input FIFO (DI FIFO), and decompressed. The output data is made available on the 32-bit data port via the Decompression Output FIFO (DO FIFO) or optionally on the 8-bit Video Output port. The decompression engine runs on the 25 MHz clock and is capable of processing an uncompressed byte every clock, i.e. 25 MBytes/sec.

The four FIFOs are organized as 16x32 each. For data transfers through the three ports, the "effective" FIFO widths differ according to their data bus widths.

Data transfer for compression or decompression is synchronous over the three data ports functioning as DMA masters. To initiate a transfer into or out of the Video ports, the device asserts VxREQN, the external device responds with VxACKN and begins to transfer data over the VID or VOD busses on each succeeding rising edge of the clock until VxREQN is deasserted. The 32-bit port relies on the FIFO Threshold settings to determine the transfer.


SYSTEM APPLICATION

The device is intended for memory intensive applications, such as high resolution copiers or printers. These applications require the simultaneous compression and decompression capability of the device. Copiers use this feature to feed the compressed bit maps through the decompressor to the printer engine while another process uses the compressor to input and compress scanned images. Movement for both processes is typically controlled by a DMA controller that is programmed by the local microprocessor or by programmed I/O.

StarLite IMAGE COMPRESSION RESULTS - 1200 x 1200 DPI


Uncompressed file size = 16 MBytes; Image dimensions = 10200 × 13200 pels

FONTS - Simple Text



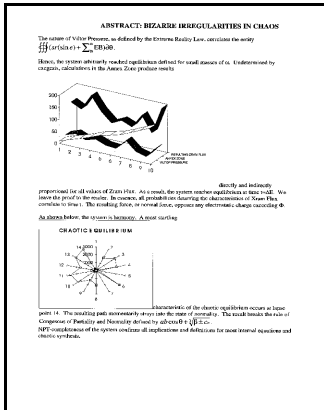
Output File Size = 783,848
Compression Ratio = 21.5

MP - Text and Simple Graphics



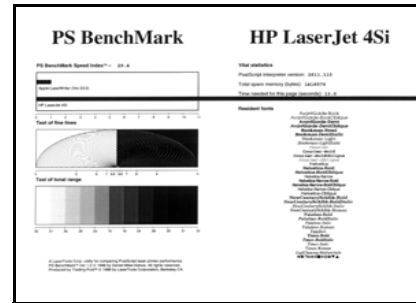
Output File Size = 86,525
Compression Ratio = 194.5

MATH - Simple Text and Linear




Output File Size = 79,245
Compression Ratio = 212.4

BENCH2 - Text and Graphics with Pictorials



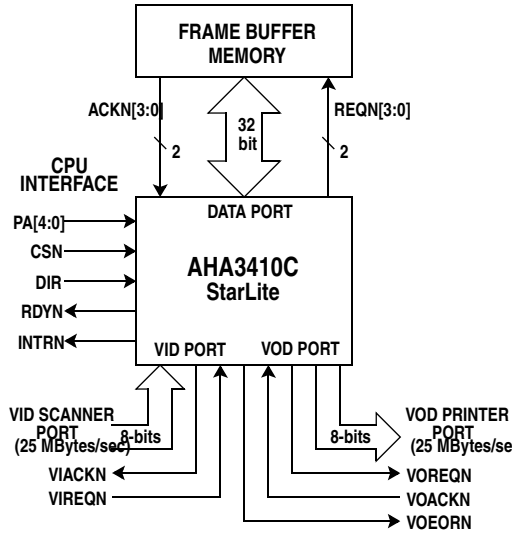
Output File Size = 424,995
Compression Ratio = 39.6

BALLS - Complex Graphics with Pictorials



Output File Size = 3,665,167
Compression Ratio = 4.6

COMPRESSOR/DECOMPRESSOR FOR MID-RANGE MULTIFUNCTION COPIER/PRINTER APPLICATIONS - AN EXAMPLE



ABOUT AHA

Comtech AHA Corporation (AHA) develops and markets superior integrated circuits, boards, and intellectual property core technology for communications systems architects worldwide. AHA has been setting the standard in Forward Error Correction and Lossless Data Compression technology for many years and provides flexible, cost-effective solutions for today's growing bandwidth and reliability challenges. Comtech AHA Corporation is a wholly owned subsidiary of Comtech Telecommunications Corp. (NASDAQ: CMTL). For more information, visit www.aha.com.

ORDERING INFORMATION

PART NUMBER	DESCRIPTION
AHA3410C-025 PQC 160	25 MBytes/sec Simultaneous Lossless Data Compression/Decompression Coprocessor IC



A subsidiary of Comtech Telecommunications Corporation

1126 Alturas Drive ■ Moscow ID 83843-8331

tel: 208.892.5600 ■ fax: 208.892.5601

e-mail: sales@aha.com ■ www.aha.com