



SKL32A THRU SKLL34A

3.0 AMPS. Surface Mount Schottky Barrier Rectifiers



Voltage Range
20 to 40 Volts
Current
3.0 Amperes

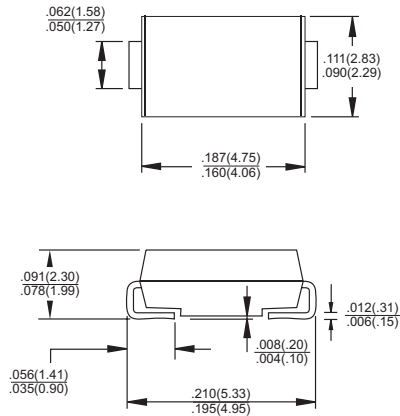
Features

- ✧ For surface mounted application
- ✧ Metal to silicon rectifier, majority carrier conduction
- ✧ Low forward voltage drop
- ✧ Easy pick and place
- ✧ High surge current capability
- ✧ Plastic material used carriers Underwriters Laboratory Classification 94V-0
- ✧ Epitaxial construction
- ✧ High temperature soldering:
260°C / 10 seconds at terminals

Mechanical Data

- ✧ Case: Molded plastic
- ✧ Terminals: Solder plated
- ✧ Polarity: Indicated by cathode band
- ✧ Packaging: 16mm tape per EIA STD RS-481
- ✧ Weight: 0.21 gram

SMA/DO-214AC



Dimensions in inches and (millimeters)

Maximum Ratings and Electrical Characteristics

Rating at 25°C ambient temperature unless otherwise specified.

Single phase, half wave, 60 Hz, resistive or inductive load.

For capacitive load, derate current by 20%

Type Number	Symbol	SKL 32A	SKLL 32A	SKL 34A	SKLL 34A	Units
Marking Code		SL32A	SLL32A	SL34A	SLL34A	
Maximum Recurrent Peak Reverse Voltage	V_{RRM}	20	20	40	40	V
Maximum RMS Voltage	V_{RMS}	14	14	28	28	V
Maximum DC Blocking Voltage	V_{DC}	20	20	40	40	V
Maximum Average Forward Rectified Current at T_L (See Fig. 1)	$I_{(AV)}$	3.0				A
Peak Forward Surge Current, 8.3 ms Single Half Sine-wave Superimposed on Rated Load (JEDEC method)	I_{FSM}	90				A
Maximum Instantaneous Forward Voltage @ 3.0A	V_F	0.42	0.38	0.45	0.40	V
Maximum DC Reverse Current @ $T_A = 25^\circ\text{C}$ at Rated DC Blocking Voltage @ $T_A = 80^\circ\text{C}$	I_R	1.5 60				mA mA
Operating Temperature Range	T_J	- 25 to +125				°C
Storage Temperature Range	T_{STG}	-50 to +125				°C

Notes: 1. Measured on P.C.Board with 0.2 x 0.2" (5 x 5mm) Copper Pad Areas

RATINGS AND CHARACTERISTIC CURVES (SKL32A THRU SKL34A)

FIG.1- TYPICAL FORWARD CURRENT DERATING CURVE

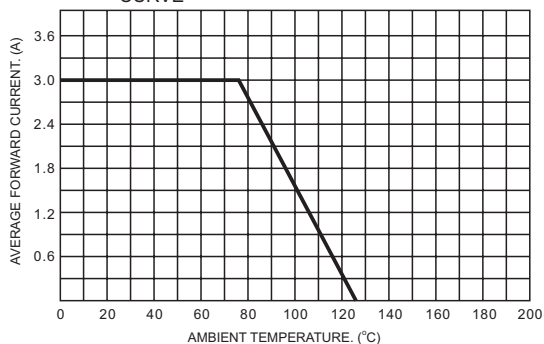


FIG.2- MAXIMUM NON-REPETITIVE FORWARD SURGE CURRENT

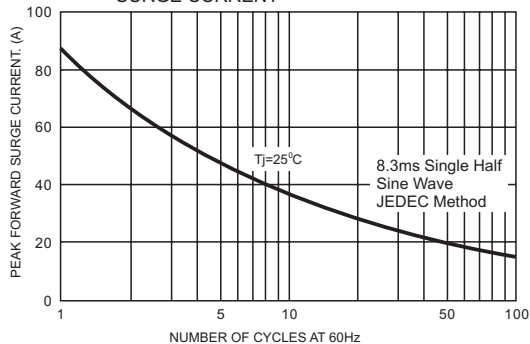


FIG.3- TYPICAL JUNCTION CAPACITANCE

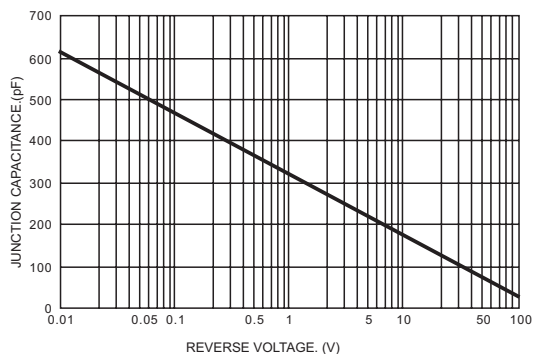
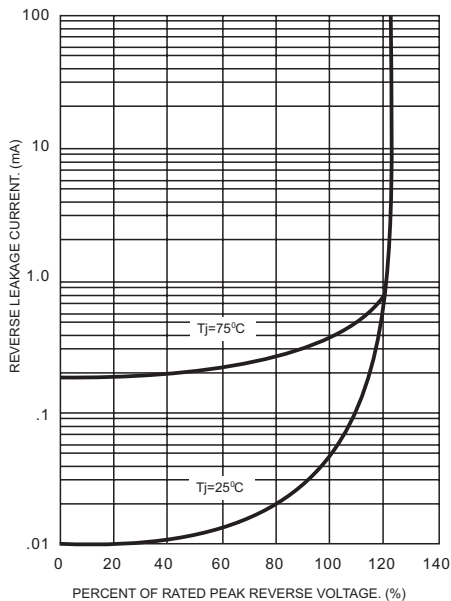


FIG.4- TYPICAL REVERSE CHARACTERISTICS



RATINGS AND CHARACTERISTIC CURVES (SKL32A THRU SKLL34A)

FIG.5- TYPICAL FORWARD CHARACTERISTICS
(FOR SKL32A)

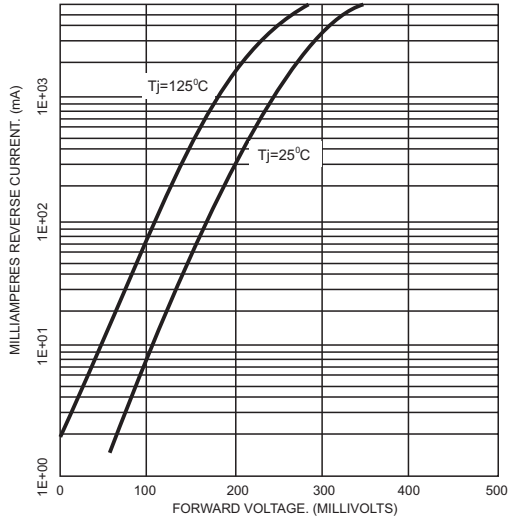


FIG.6- TYPICAL FORWARD CHARACTERISTICS
(FOR SKLL32A)

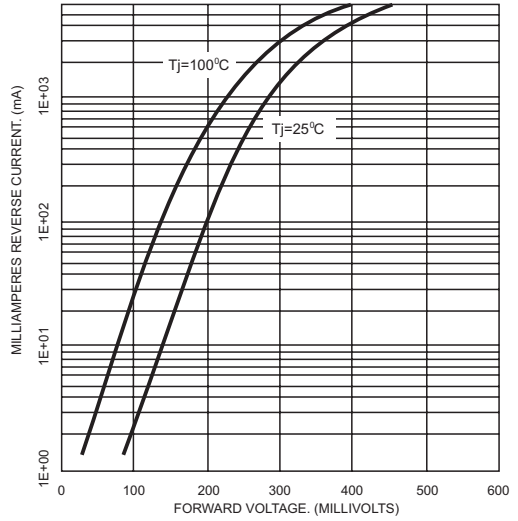


FIG.7- TYPICAL FORWARD CHARACTERISTICS
(FOR SKL34A)

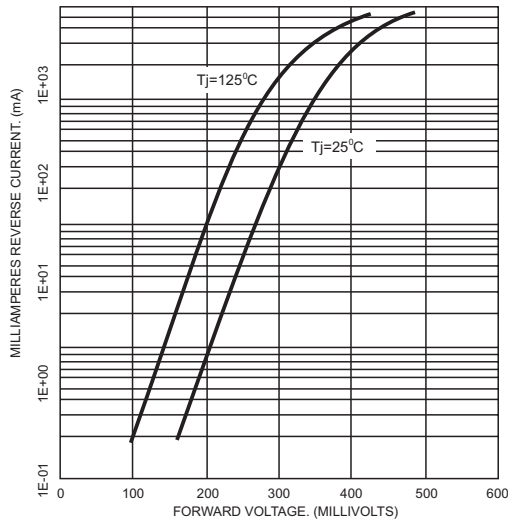


FIG.8- TYPICAL FORWARD CHARACTERISTICS
(FOR SKLL34A)

