



SB16-04LHP

Schottky Barrier Diode

Rectifier

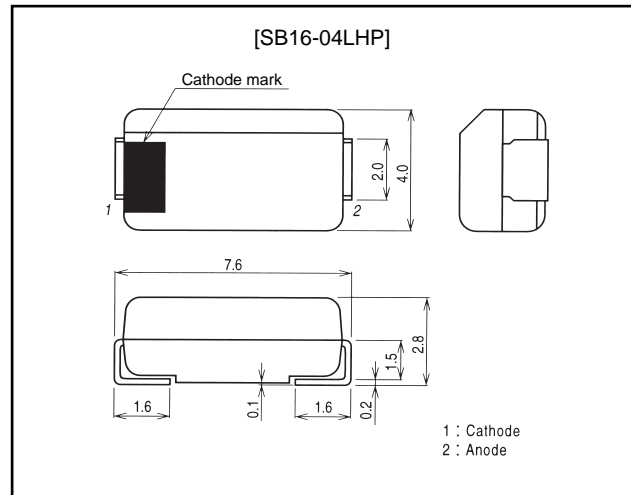
Features

- Meets the requirements for automatic mounter and permits SB16-04LHP-applied sets to be made compact.
- Low forward voltage (V_F max = 0.55 V).
- Average rectified current : $I_o = 1.6$ A.

Package Dimensions

unit: mm

1275



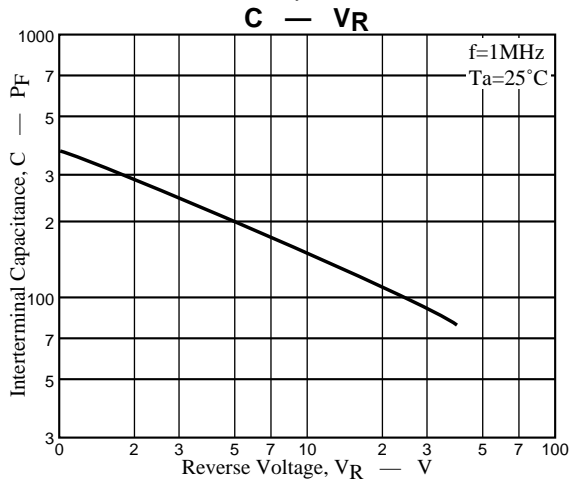
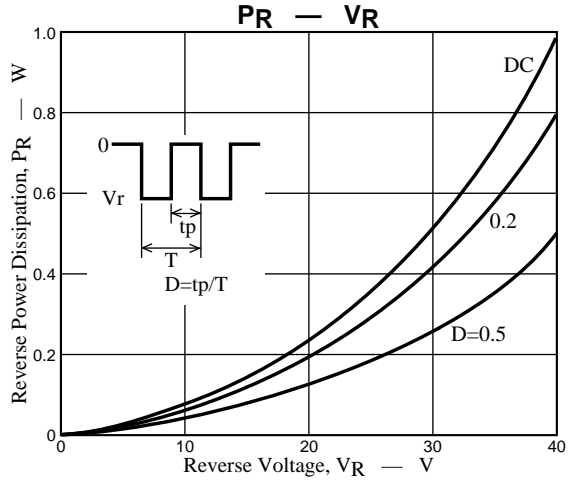
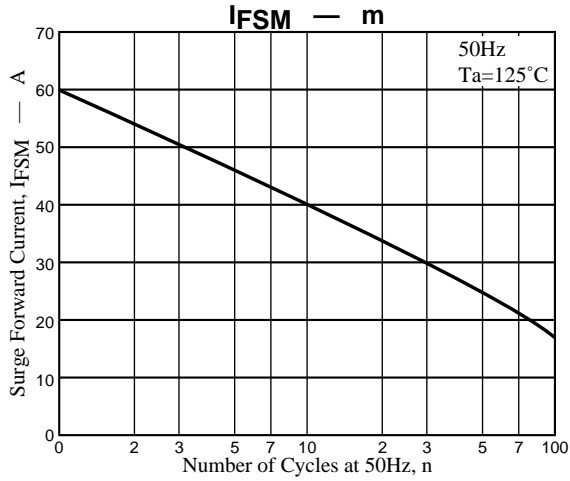
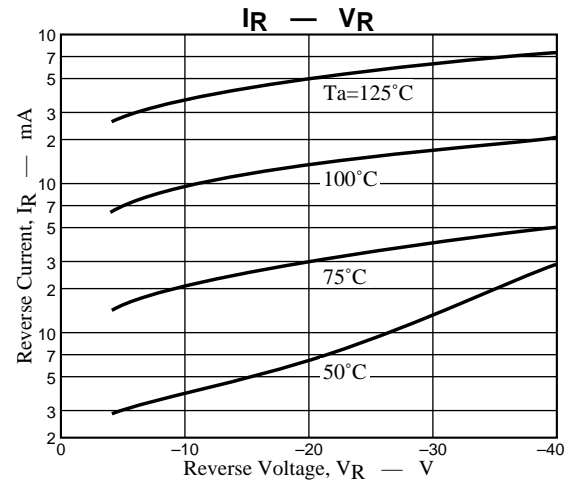
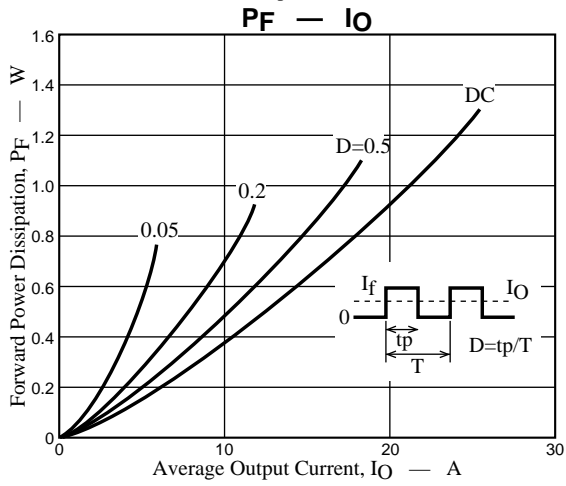
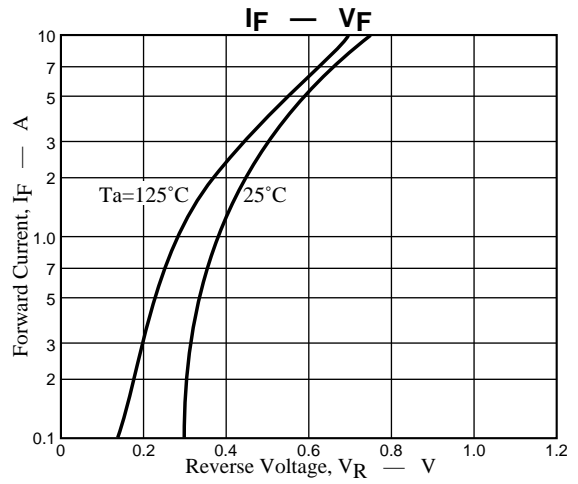
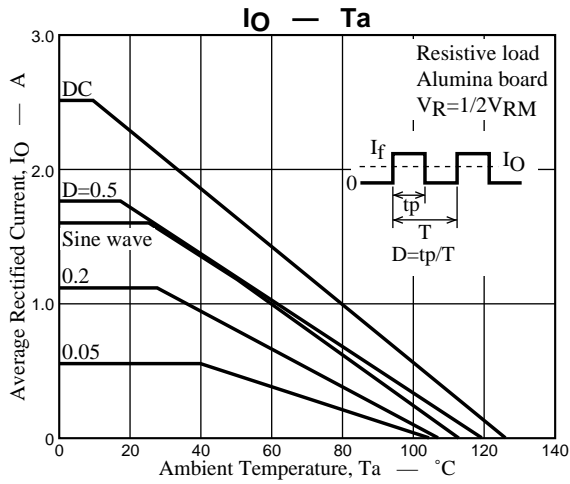
Absolute Maximum Ratings at $T_a = 25\text{ }^\circ\text{C}$

Parameter	Symbol	Conditions	Ratings	Unit
Peak Reverse Voltage	V_{RM}		40	V
Non-repetitive Peak Reveres Surge Voltage	V_{RSM}		45	V
Average Rectified Current	I_o	50 Hz sine wave, mounted on an alumina board	1.6	A
		Load resistor, mounted on a PCB	1.3	A
Surge Current	I_{FSM}	50 Hz sine wave, nonrepetitive, 1 cycle peak value	60	A
Junction Temperature	T_j		125	$^\circ\text{C}$
Storage Temperature	T_{stg}		-55 to +125	$^\circ\text{C}$

Electrical Characteristics $T_a = 25\text{ }^\circ\text{C}$

Parameter	Symbol	Conditions	Ratings			Unit
			min	typ	max	
Forward Voltage	V_F	$I_F=1.6$ A			0.55	V
Reverse Current	I_R	$V_R=V_{RM}$			2.5	mA
Interterminal Capacitance	C	$V_R=10$ V, $f=1$ MHz		150		pF
Thermal Resistance	θ_j-l	Junction-Lead			24	$^\circ\text{C/W}$
	θ_j-a	Junction-Ambient Mounted on an alumina board			90	$^\circ\text{C/W}$
		Mounted on a PCB			120	$^\circ\text{C/W}$

SB16-04LHP



- No products described or contained herein are intended for use in surgical implants, life-support systems, aerospace equipment, nuclear power control systems, vehicles, disaster/crime-prevention equipment and the like, the failure of which may directly or indirectly cause injury, death or property loss.
- Anyone purchasing any products described or contained herein for an above-mentioned use shall:
 - ① Accept full responsibility and indemnify and defend SANYO ELECTRIC CO., LTD., its affiliates, subsidiaries and distributors and all their officers and employees, jointly and severally, against any and all claims and litigation and all damages, cost and expenses associated with such use:
 - ② Not impose any responsibility for any fault or negligence which may be cited in any such claim or litigation on SANYO ELECTRIC CO., LTD., its affiliates, subsidiaries and distributors or any of their officers and employees jointly or severally.
- Information (including circuit diagrams and circuit parameters) herein is for example only; it is not guaranteed for volume production. SANYO believes information herein is accurate and reliable, but no guarantees are made or implied regarding its use or any infringements of intellectual property rights or other rights of third parties.

This catalog provides information as of May, 1997. Specifications and information herein are subject to change without notice.